

Format of Holding of Specified securities

1. Name of Listed Entity : JSW ENERGY LIMITED
2. Scrip Code/Name of Scrip/Class of Security : 533148, JSWENERGY, EQUITY SHARES
3. Share Holding Pattern Filed under: Reg. 31(1)(a)/Reg.31(1)(b)/Reg.31(1)(c)
 - a. if under 31(1)(b) then indicate the report for quarter ending 31-12-2024
 - b. if under 31(1)(c) then indicate date of allotment/extinguishment
4. Declaration : The Listed entity is required to submit the following declaration to the extent of submission of information:

	Particulars	YES*	NO*
a	Whether the Listed Entity has issued any partly paid up shares		No
b	Whether the Listed Entity has issued any Convertible Securities or Warrants?		No
c	Whether the Listed Entity has any shares against which depository receipts are issued?		No
d	Whether the Listed Entity has any shares in locked-in?		No
e	Whether any shares held by promoters are pledge or otherwise encumbered?	Yes	

*if the Listed Entity selects the option 'NO' for the questions above, the columns for the partly paid up shares, Outstanding Convertible Securities/Warrants, depository receipts, locked-in shares, No of shares pledged or otherwise encumbered by promoters, as applicable, shall not be displayed at the time of dissemination on the Stock Exchange website. Also wherever there is 'No' declared by Listed entity in above table the values will be considered as 'Zero' by default on submission of the format of holding of specified securities.

5. The tabular format for disclosure of holding of specified securities is as follows:




Table I - Summary Statement holding of specified securities

Category	Category of Shareholder	No of Shareholders	No of fully paid up equity shares held	No of Partly paid-up equity shares held	No of Shares Underlying Depository Receipts	Total No of Shares Held (VII) = (IV)+(V)+(VI)	Shareholding as a % of total no of shares (As a % of (A+B+C2))	Number of Voting Rights held in each class of securities			No of Shares Underlying Outstanding convertible securities (Including Warrants)	Shareholding as a % assuming full conversion of convertible Securities (as a percentage of	Number of Locked in Shares		Number of Shares pledged or otherwise encumbered		Number of equity shares held in dematerialized form
								No of Voting Rights		Total as a % of (A+B+C)			No.	As a % of total Shares held	No.	As a % of total Shares held	
								Class X	Class Y								
(I)	(II)	(III)	(IV)	(V)	(VI)	(VII)	(VIII)	(IX)	(X)	(XI)	(XII)	(XIII)	(XIV)				
(A)	Promoter & Promoter Group	40	1211493938	0	0	1211493938	69.32	1211493938	0	1211493938	69.32	0	0.00	113943556	9.41	1211493938	
(B)	Public	482835	533671071	0	0	533671071	30.53	533671071	0	533671071	30.53	0	0.00	0	0	533670730	
(C)	Non Promoter-Non Public																
(C1)	Shares underlying DRs	0	0	0	0	0	0	0	0	0	0.00	0	0.00	0	0	0	
(C2)	Shares held by Employees Trusts	2	2603442	0	0	2603442	0.15	2603442	0	2603442	0.15	0	0.00	0	0	2603442	
	Total:	482877	1747768451	0	0	1747768451	100.00	1747768451	0	1747768451	100.00	0	0.00	113943556	6.52	1747768110	




Table II - Statement showing shareholding pattern of the Promoter and Promoter Group

Category	Category & Name of the Shareholder	No of Shareholders	No of fully paid up equity shares held	No of Partly paid-up equity shares held	No of Shares Underlying Depository Receipts	Total No of Shares Held (IV+V+VI)	Shareholding as a % of total no of shares (calculated as per SCRR, 1957 (VIII) As a % of (A+B+C2)	Number of Voting Rights held in each class of securities			No of Shares Underlying Outstanding convertible securities (Including Warrants)	Shareholding as a % assuming full conversion of convertible Securities (as a percentage of diluted share capital) (VII)+(X) As a % of (A+B+C2)	Number of Locked in Shares		Number of Shares pledged or otherwise encumbered		Number of equity shares held in dematerialized form	
								No of Voting Rights					Total as a % of (A+B+C)	No.	As a % of total Shares held	No.		As a % of total Shares held
								Class X	Class Y	Total								
	(I)	(II)	(IV)	(V)	(VI)	(VII)	(VIII)	Class X	Class Y	Total	(X)	(XI)	(XII)	(XIII)	(XIV)			
(1)	Indian	0	0	0	0	0	0	0	0	0	0	0	0	0	0			
(1a)	Individuals/Hindu undivided Family	12	72452689	0	0	72452689	4.15	72452689	0	72452689	4.15	0	0.00	475000	0.66	72452689		
(1a)	SAJAN JINDAL	1	100	0	0	100	0.00	100	0	100	0.00	0	0.00	0	0.00	100		
(1a)	SAROJ BHARTIA	1	150000	0	0	150000	0.01	150000	0	150000	0.01	0	0.00	0	0.00	150000		
(1a)	SEEMA JINDAL	1	4229902	0	0	4229902	0.24	4229902	0	4229902	0.24	0	0.00	475000	11.23	4229902		
(1a)	ARTI JINDAL	1	10	0	0	10	0.00	10	0	10	0.00	0	0.00	0	0.00	10		
(1a)	SANGITA JINDAL	1	100	0	0	100	0	100	0	100	0	0	0.00	0	0.00	100		
(1a)	TARINI JINDAL HANDA	1	25052225	0	0	25052225	1.43	25052225	0	25052225	1.43	0	1.43	0.00	0.00	25052225		
(1a)	URMILA BHUWALKA	1	165000	0	0	165000	0.01	165000	0	165000	0.01	0	0.01	0.00	0.00	165000		
(1a)	NIRMALA GOEL	1	110000	0	0	110000	0.01	110000	0	110000	0.01	0	0.01	0.00	0.00	110000		
(1a)	TANVI SHEETI	1	25052757	0	0	25052757	1.43	25052757	0	25052757	1.43	0	1.43	0	0	25052757		
(1a)	URMILA KAILASHKUMAR KANORIA	1	65000	0	0	65000	0.00	65000	0	65000	0.00	0	0.00	0	0.00	65000		
(1a)	ABHYUDAY JINDAL	1	370	0	0	370	0.00	370	0	370	0.00	0	0.00	0	0.00	370		
(1a)	PARTH JINDAL	1	17627225	0	0	17627225	1.01	17627225	0	17627225	1.01	0	1.01	0.00	0.00	17627225		
(1b)	Central Government/State Government(s)	0	0	0	0	0	0	0	0	0	0	0	0	0	0	0		
(1c)	Financial Institutions/Banks	0	0	0	0	0	0.00	0	0	0	0.00	0	0.00	0.00	0.00	0		
(1d)	Any Other	27	1138821249	0	0	1138821249	65.16	1138821249	0	1138821249	65.16	0	65.16	0	9.96	1138821249		
(1d)	AMBA RIVER CORE LIMITED	1	7138640	0	0	7138640	0.41	7138640	0	7138640	0.41	0	0.41	0.00	0.00	7138640		
(1d)	NALWA SONS INVESTMENTS LIMITED	1	370	0	0	370	0.00	370	0	370	0.00	0	0.00	0.00	0.00	370		
(1d)	JSW STEEL LIMITED	1	85363090	0	0	85363090	4.88	85363090	0	85363090	4.88	0	4.88	0	0	85363090		
(1d)	JSW HOLDINGS LIMITED	1	445	0	0	445	0	445	0	445	0	0	0.00	0	0.00	445		
(1d)	JSW CEMENT LIMITED	1	2629610	0	0	2629610	0.15	2629610	0	2629610	0.15	0	0.15	0	0	2629610		
(1d)	JSW JAIGARH PORT LIMITED	1	105000	0	0	105000	0.01	105000	0	105000	0.01	0	0.01	0	0	105000		
(1d)	NARMADA FINTRADE PRIVATE LIMITED	1	44990	0	0	44990	0	44990	0	44990	0	0	0	0	0	44990		
(1d)	JSI LIMITED	1	145332820	0	0	145332820	8.32	145332820	0	145332820	8.32	0	8.32	0	0	145332820		
(1d)	JSW SEVERFIELD STRUCTURES LIMITED	1	5000	0	0	5000	0	5000	0	5000	0	0	0	0	0	5000		
(1d)	JSW STEEL COATED PRODUCTS LTD	1	9031770	0	0	9031770	0.52	9031770	0	9031770	0.52	0	0.52	0	0	9031770		
(1d)	PII FAMILY MANAGEMENT COMPANY PRIVATE LIMITED	1	360	0	0	360	0	360	0	360	0	0	0	0	0	360		
(1d)	SAJAN JINDAL	1	100	0	0	100	0	100	0	100	0	0	0	0	0	100		
(1d)	SAJAN JINDAL	1	100	0	0	100	0	100	0	100	0	0	0	0	0	100		
(1d)	JSW PAINTS PRIVATE LIMITED	1	5000	0	0	5000	0	5000	0	5000	0	0	0	0	0	5000		
(1d)	SAJAN JINDAL	1	100	0	0	100	0	100	0	100	0	0	0	0	0	100		
(1d)	INDUSGLOBE MULTIVENTURES PRIVATE LIMITED	1	255986044	0	0	255986044	14.65	255986044	0	255986044	14.65	0	14.65	0	1.64	255986044		
(1d)	JTPM METAL TRADERS PRIVATE LIMITED	1	4700000	0	0	4700000	0.27	4700000	0	4700000	0.27	0	0.27	0	96.38	4700000		
(1d)	VIRTUOUS TRADECORP PRIVATE LIMITED	1	85599613	0	0	85599613	4.9	85599613	0	85599613	4.9	0	4.9	0	27250000	31.83		
(1d)	SOUTH WEST MINING LIMITED	1	314000	0	0	314000	0.02	314000	0	314000	0.02	0	0.02	0	0	314000		
(1d)	NEOTREX STEEL PRIVATE LIMITED	1	72000	0	0	72000	0	72000	0	72000	0	0	0	0	0	72000		
(1d)	EPSILON CARBON PVT LTD	1	66670	0	0	66670	0	66670	0	66670	0	0	0	0	0	66670		
(1d)	JSW INVESTMENTS PRIVATE LIMITED	1	311492694	0	0	311492694	17.82	311492694	0	311492694	17.82	0	17.82	0	34004500	10.92		
(1d)	SAJAN JINDAL	1	100	0	0	100	0	100	0	100	0	0	0	0	0	100		
(1d)	SAJAN JINDAL	1	100	0	0	100	0	100	0	100	0	0	0	0	0	100		
(1d)	SAJAN JINDAL	1	100	0	0	100	0	100	0	100	0	0	0	0	0	100		
(1d)	SIDDESHWARI TRADEX PRIVATE LIMITED	1	230932433	0	0	230932433	13.21	230932433	0	230932433	13.21	0	13.21	0	43489556	18.83		
(1d)	SAHYOG HOLDINGS PRIVATE LIMITED	1	100	0	0	100	0	100	0	100	0	0	0	0	0	100		
	Sub-Total (A)(1)	39	1211273938	0	0	1211273938	69.31	1211273938	0	1211273938	69.31	0	69.31	0	113943556	10.62		
(2)	Foreign	0	0	0	0	0	0	0	0	0	0	0	0	0	0	0		
(2a)	Individuals (Non-Resident Individuals/Foreign Individuals)	1	220000	0	0	220000	0.01	220000	0	220000	0.01	0	0.01	0	0	220000		
(2a)	SARIKA JHUNJHJWALA	1	220000	0	0	220000	0.01	220000	0	220000	0.01	0	0.01	0	0	220000		
(2b)	Government	0	0	0	0	0	0	0	0	0	0	0	0	0	0	0		
(2c)	Institutions	0	0	0	0	0	0	0	0	0	0	0	0	0	0	0		
(2d)	Foreign Portfolio Investor	0	0	0	0	0	0	0	0	0	0	0	0	0	0	0		
(2e)	Any Other	0	0	0	0	0	0	0	0	0	0	0	0	0	0	0		
	Sub-Total (A)(2)	1	220000	0	0	220000	0.01	220000	0	220000	0.01	0	0.01	0	0	220000		
	Total Shareholding of Promoter and Promoter Group (A)	40	1211493938	0	0	1211493938	69.32	1211493938	0	1211493938	69.32	0	69.32	0	113943556	10.62		



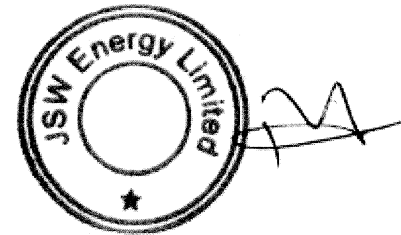


Table IV - Statement showing shareholding pattern of the Non Promoter - Non Public Shareholder																		
Category	Category & Name of the Shareholder	PAN	No of Shareholders	No of fully paid up equity shares held	No of Partly paid-up equity shares held	No of Shares Underlying Depository Receipts	Total No of Shares Held (IV+V+VI)	Shareholding as a % of total no of shares (A+B+C2)	Number of Voting Rights held in each class of securities			No of Shares Underlying Outstanding convertible securities (Including Warrants)	Shareholding as a % assuming full conversion of convertible Securities (as a percentage of diluted share capital)	Number of Locked in Shares		Number of Shares pledged or otherwise encumbered		Number of equity shares held in dematerialized form
									No of Voting Rights		Total as a % of (A+B+C)			No.	As a % of total Shares held	No.	As a % of total Shares held	
		(I)	(II)	(III)	(IV)	(V)	(VI)	(VII)	(VIII)	Class X	Class Y	Total	(X)	(XI)	(XII)	(XIII)	(XIV)	
(1)	Custodian/DR Holder		0	0	0	0	0	0.00	0	0	0	0.00	0	0.00	0	0.00	0	0
(2)	Employee Benefit Trust (under SEBI/Share based Employee)		2	2603442	0	0	2603442	0.15	2603442	0	2603442	0.15	0	0.15	0	0.00	0	2603442
Total Non-Promoter-Non Public Shareholding (C) = (C)(1)+(C)(2)			2	2603442	0	0	2603442	0.15	2603442	0	2603442	0.15	0	0.15	0	0.00	0	2603442



Details of the shareholders acting as persons in Concert including their Shareholding:			
Name of Shareholder	Name of PAC	No of shares	Holding%
Total:		0	0



Details of Shares which remain unclaimed may be given hear along with details such as number of shareholders,	
No of Shareholders	No of shares
0	0

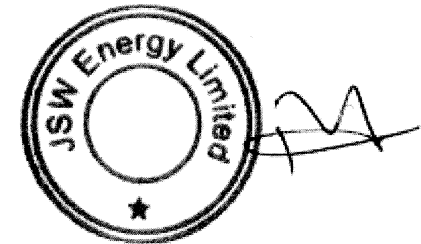


Table V - Statement showing details of Significant Beneficial Owners (SBOs)					
Sno	Details of the significant beneficial owner		Details of the registered owner		Date of creation/acquisition of significant beneficial interest
	I		II		III
Sr No	Name	Nationality	Name	Nationality	
1	Mr. Sajjan Jindal	India	SAHYOG HOLDINGS PRIVATE LIMITED	India	28/03/2014
2	Mr. Sajjan Jindal	India	INDUSGLOBE MULTIVENTURES PRIVATE LIMITED	India	28/03/2014
3	Mr. Sajjan Jindal	India	JSW CEMENT LIMITED	India	28/03/2014
4	Mr. Sajjan Jindal	India	SAJJAN JINDAL FAMILY TRUST	India	28/03/2014
5	Mr. Sajjan Jindal	India	SAJJAN JINDAL LINEAGE TRUST	India	28/03/2014
6	Mr. Sajjan Jindal	India	SANGITA JINDAL FAMILY TRUST	India	28/03/2014
7	Mr. Sajjan Jindal	India	PARTH JINDAL FAMILY TRUST	India	28/03/2014
8	Mr. Sajjan Jindal	India	TARINI JINDAL FAMILY TRUST	India	28/03/2014
9	Mr. Sajjan Jindal	India	TANVI JINDAL FAMILY TRUST	India	28/03/2014
10	Mrs. Sangita Jindal	India	JSW INVESTMENTS PRIVATE LIMITED	India	31/03/2006
11	Mr. Prithavi Raj Jindal	India	SIDDESHWARI TRADEX PRIVATE LIMITED	India	28/03/2014
12	Mr. Ratan Jindal	India	Virtuous Tradecorp Private Limited	India	1/5/2024
13	Mr. Ratan Jindal	India	JSL Limited	India	1/5/2024
14	Mr. Sajjan Jindal	India	JSW Jaigarh Port Limited	India	28/03/2014
15	Mr. Sajjan Jindal	India	JSW Paints Private Limited	India	28/03/2014
16	Mr. Sajjan Jindal	India	South-West Mining Limited	India	28/03/2014

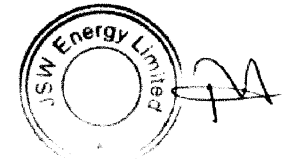


Table VI - Statement showing foreign ownership limits		
	Board approved limits	Limits utilized
As on shareholding date	100	14.76
As on the end of previous 1st quarter	100	15.11
As on the end of previous 2nd quarter	100	15.56
As on the end of previous 3rd quarter	100	8.6
As on the end of previous 4th quarter	100	8.72

