

Format of Holding of Specified securities

1. Name of Listed Entity : JSW ENERGY LIMITED
2. Scrip Code/Name of Scrip/Class of Security : 533148, JSWENERGY, EQUITY SHARES
3. Share Holding Pattern Filed under: Reg. 31(1)(a)/Reg.31(1)(b)/Reg.31(1)(c)
 - a. if under 31(1)(b) then indicate the report for quarter ending 31-3-2025
 - b. if under 31(1)(c) then indicate date of allotment/extinguishment
4. Declaration : The Listed entity is required to submit the following declaration to the extent of submission of information:

Particulars	YES*	NO*
a Whether the Listed Entity has issued any partly paid up shares		No
b Whether the Listed Entity has issued any Convertible Securities or Warrants?		No
c Whether the Listed Entity has any shares against which depository receipts are issued?		No
d Whether the Listed Entity has any shares in locked-in?		No
e Whether any shares held by promoters are pledge or otherwise encumbered?	Yes	

*if the Listed Entity selects the option 'NO' for the questions above, the columns for the partly paid up shares, Outstanding Convertible Securities/Warrants, depository receipts, locked-in shares, No of shares pledged or otherwise encumbered by promoters, as applicable, shall not be displayed at the time of dissemination on the Stock Exchange website. Also wherever there is 'No' declared by Listed entity in above table the values will be considered as 'Zero' by default on submission of the format of holding of specified securities.

- 5 The tabular format for disclosure of holding of specified securities is as follows:




Table I - Summary Statement holding of specified securities																			
Category	Category of Shareholder	No of Shareholders	No of fully paid up equity shares held	No of Partly paid-up equity shares held	No of Shares Underlying Depository Receipts	Total No of Shares Held (VII) = (IV)+(V)+(VI)	Shareholding as a % of total no of shares (As a % of [A+B+C2])	Number of Voting Rights held in each class of securities			No of Shares Underlying Outstanding convertible securities (Including Warrants)	Shareholding as a % assuming full conversion of convertible Securities (as a percentage of	Number of Locked in Shares		Number of Shares pledged or otherwise encumbered	Number of equity shares held in dematerialized form			
								No of Voting Rights					Total as a % of (A+B+C)	No.			As a % of total Shares held	No.	As a % of total Shares held
								Class X	Class Y	Total									
(i)	(ii)	(iii)	(iv)	(v)	(vi)	(vii)	(viii)	(ix)			(x)	(xi)	(xii)	(xiii)	(xiv)				
(A)	Promoter & Promoter Group	40	1210572063	0	0	1210572063	69.26	1210572063	0	1210572063	69.26	0	0.00	134761062	11.13	1210572063			
(B)	Public	543294	534676914	0	0	534676914	30.59	534676914	0	534676914	30.59	0	0.00	0	0	534676914			
(C)	Non Promoter-Non Public																		
(C1)	Shares underlying DRs	0	0	0	0	0	0	0	0	0	0.00	0	0.00	0	0	0			
(C2)	Shares held by Employes Trusts	2	2519474	0	0	2519474	0.14	2519474	0	2519474	0.14	0	0.00	0	0	2519474			
	Total:	543336	1747768451	0	0	1747768451	99.99	1747768451	0	1747768451	99.99	0	0.00	134761062	11.13	1747768110			

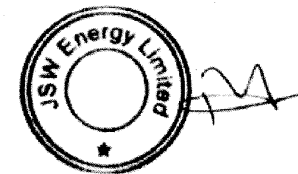


Table II - Statement showing shareholding pattern of the Promoter and Promoter Group

Category	Category & Name of the Shareholder	No of Shareholders	No of fully paid up equity shares held	No of Partly paid-up equity shares held	No of Shares Underlying Depository Receipts	Total No of Shares Held (V+V+VI)	Shareholding as a % of total no of shares (calculated as per SCRR, 1957 (VIII) As a % of (A+B+C2)	Number of Voting Rights held in each class of securities			No of Shares Underlying convertible securities (Including Warrants)	Shareholding as a % assuming full conversion of convertible securities (as a percentage of diluted share capital) (VII)+(X) As a % of (A+B+C2)	Number of Locked in Shares		Number of Shares pledged or otherwise encumbered		Number of equity shares held in dematerialized form	
								No of Voting Rights					Total as a % of (A+B+C)	No.	As a % of total Shares held	No.		As a % of total Shares held
								Class X	Class Y	Total								
	(i)	(iii)	(iv)	(v)	(vi)	(vii)	(viii)	Class X	Class Y	(ix)	(x)	(xi)	(xii)	(xiii)	(xiv)	(xv)		
(1)	Indian	0	0	0	0	0	0	0	0	0	0	0	0	0	0	0	0	
(1a)	Individuals/Hindu undivided Family	12	71530814	0	0	71530814	4.09	71530814	0	71530814	4.09	0	0	0	0	0	0	
(1a)	SAJIAN JINDAL	1	100	0	0	100	0.00	100	0	100	0.00	0	0	0	0	0	0	
(1a)	SARCO BHARHA	1	150000	0	0	150000	0.01	150000	0	150000	0.01	0	0	0	0	0	0	
(1a)	SEEMA JINDAL	1	3308027	0	0	3308027	0.19	3308027	0	3308027	0.19	0	0	0	0	0	0	
(1a)	RETI JINDAL	1	10	0	0	10	0.00	10	0	10	0.00	0	0	0	0	0	0	
(1a)	SANGITA JINDAL	1	100	0	0	100	0.00	100	0	100	0.00	0	0	0	0	0	0	
(1a)	IARINI JINDAL HANDA	1	25052225	0	0	25052225	1.43	25052225	0	25052225	1.43	0	0	0	0	0	0	
(1a)	URMILA BHUWALKA	1	165000	0	0	165000	0.01	165000	0	165000	0.01	0	0	0	0	0	0	
(1a)	NIRMALA GOEL	1	110000	0	0	110000	0.01	110000	0	110000	0.01	0	0	0	0	0	0	
(1a)	TANVI SHETE	1	25052757	0	0	25052757	1.43	25052757	0	25052757	1.43	0	0	0	0	0	0	
(1a)	URMILA KAILASHKUMAR KANORIA	1	65000	0	0	65000	0.00	65000	0	65000	0.00	0	0	0	0	0	0	
(1a)	ABHYUDAY JINDAL	1	370	0	0	370	0.00	370	0	370	0.00	0	0	0	0	0	0	
(1a)	PARTH JINDAL	1	17627225	0	0	17627225	1.01	17627225	0	17627225	1.01	0	0	0	0	0	0	
(1b)	Central Government/State Government(s)	0	0	0	0	0	0	0	0	0	0	0	0	0	0	0	0	
(1c)	Financial Institutions/Banks	0	0	0	0	0	0	0	0	0	0	0	0	0	0	0	0	
(1d)	Any Other	27	1138821249	0	0	1138821249	65.16	1138821249	0	1138821249	65.16	0	0	0	0	0	0	
(1d)	AMBA RIVER COKE LIMITED	1	7138640	0	0	7138640	0.41	7138640	0	7138640	0.41	0	0	0	0	0	0	
(1d)	NALWA SONS INVESTMENTS LIMITED	1	370	0	0	370	0.00	370	0	370	0.00	0	0	0	0	0	0	
(1d)	JSW STEEL LIMITED	1	85363090	0	0	85363090	4.88	85363090	0	85363090	4.88	0	0	0	0	0	0	
(1d)	JSW HOLDINGS LIMITED	1	445	0	0	445	0	445	0	445	0	0	0	0	0	0	0	
(1d)	JSW CEMENT LIMITED	1	2629610	0	0	2629610	0.15	2629610	0	2629610	0.15	0	0	0	0	0	0	
(1d)	JSW JAIGARH PORT LIMITED	1	105000	0	0	105000	0.01	105000	0	105000	0.01	0	0	0	0	0	0	
(1d)	NARMADA FINTRADE PRIVATE LIMITED	1	44990	0	0	44990	0	44990	0	44990	0	0	0	0	0	0	0	
(1d)	JSJ LIMITED	1	145332820	0	0	145332820	8.32	145332820	0	145332820	8.32	0	0	0	0	0	0	
(1d)	JSW SEVERFIELD STRUCTURES LIMITED	1	5000	0	0	5000	0	5000	0	5000	0	0	0	0	0	0	0	
(1d)	JSW STEEL COATED PRODUCTS LTD	1	9031770	0	0	9031770	0.52	9031770	0	9031770	0.52	0	0	0	0	0	0	
(1d)	PRV FAMILY MANAGEMENT COMPANY PRIVATE LIMITED	1	360	0	0	360	0	360	0	360	0	0	0	0	0	0	0	
(1d)	SAJIAN JINDAL	1	100	0	0	100	0	100	0	100	0	0	0	0	0	0	0	
(1d)	SAJIAN JINDAL	1	100	0	0	100	0	100	0	100	0	0	0	0	0	0	0	
(1d)	SAJIAN JINDAL	1	5000	0	0	5000	0	5000	0	5000	0	0	0	0	0	0	0	
(1d)	SAJIAN JINDAL	1	100	0	0	100	0	100	0	100	0	0	0	0	0	0	0	
(1d)	INDUSGLOBE MULTIVENTURES PRIVATE LIMITED	1	255986044	0	0	255986044	14.65	255986044	0	255986044	14.65	0	0	0	0	0	0	
(1d)	JTPM METAL TRADERS PRIVATE LIMITED	1	4700000	0	0	4700000	0.27	4700000	0	4700000	0.27	0	0	0	0	0	0	
(1d)	VIRTUOUS TRADECORP PRIVATE LIMITED	1	85599613	0	0	85599613	4.9	85599613	0	85599613	4.9	0	0	0	0	0	0	
(1d)	SOUTH WEST MINING LIMITED	1	314000	0	0	314000	0.02	314000	0	314000	0.02	0	0	0	0	0	0	
(1d)	NEOTREX STEEL PRIVATE LIMITED	1	72000	0	0	72000	0	72000	0	72000	0	0	0	0	0	0	0	
(1d)	EPSONOR CARBON PVT LTD	1	66670	0	0	66670	0	66670	0	66670	0	0	0	0	0	0	0	
(1d)	JSW INVESTMENTS PRIVATE LIMITED	1	311492694	0	0	311492694	17.82	311492694	0	311492694	17.82	0	0	0	0	0	0	
(1d)	SAJIAN JINDAL	1	100	0	0	100	0	100	0	100	0	0	0	0	0	0	0	
(1d)	SAJIAN JINDAL	1	100	0	0	100	0	100	0	100	0	0	0	0	0	0	0	
(1d)	SAJIAN JINDAL	1	100	0	0	100	0	100	0	100	0	0	0	0	0	0	0	
(1d)	SIDDESHWARI TRADEX PRIVATE LIMITED	1	230932433	0	0	230932433	13.21	230932433	0	230932433	13.21	0	0	0	0	0	0	
(1d)	SARVYG HOLDINGS PRIVATE LIMITED	1	100	0	0	100	0	100	0	100	0	0	0	0	0	0	0	
(1d)	Sub-Total (A)(1)	39	121052063	0	0	121052063	69.25	121052063	0	121052063	69.25	0	0	0	0	0	0	
(2)	Foreign	0	0	0	0	0	0	0	0	0	0	0	0	0	0	0	0	
(2a)	Individuals (Non-Resident Individuals/Foreign Individuals)	1	220000	0	0	220000	0.01	220000	0	220000	0.01	0	0	0	0	0	0	
(2a)	SARIKA JHUNIHJUNWALA	1	220000	0	0	220000	0.01	220000	0	220000	0.01	0	0	0	0	0	0	
(2b)	Government	0	0	0	0	0	0	0	0	0	0	0	0	0	0	0	0	
(2c)	Institutions	0	0	0	0	0	0	0	0	0	0	0	0	0	0	0	0	
(2d)	Foreign Portfolio Investor	0	0	0	0	0	0	0	0	0	0	0	0	0	0	0	0	
(2e)	Any Other	0	0	0	0	0	0	0	0	0	0	0	0	0	0	0	0	
	Sub-Total (A)(2)	1	220000	0	0	220000	0.01	220000	0	220000	0.01	0	0	0	0	0	0	
	Total Shareholding of Promoter and Promoter Group (A)	40	1210572063	0	0	1210572063	69.26	1210572063	0	1210572063	69.26	0	0	0	0	0	0	

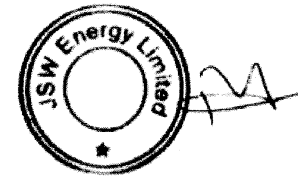


Table III - Statement showing shareholding pattern of the Public shareholder

Category	Category & Name of the Shareholder	No of Shareholders	No of fully paid up equity shares held	No of Partly paid-up equity shares held	No of Shares Underlying Depository Receipts	Total No of Shares Held (v+v+vi)	Shareholding as a % of total (A+B+C2)	Number of Voting Rights held in each class of securities			No of Shares Underlying Outstanding convertible securities (Including Warrants)	Shareholding as a % assuming full conversion of convertible Securities (as a percentage of diluted share capital)	Number of Locked in Shares		Number of Shares pledged or otherwise encumbered		Number of equity shares held in dematerialized form	Sub-categorization of shares		
								No of Voting Rights					No.	As a % of total Shares held	No.	As a % of total Shares held		Shareholding (No. of shares) under		
								Class X	Class Y	Total								Total as a % of (A+B+C)	Sub category (i)	Sub category (ii)
(i)	(ii)	(iii)	(iv)	(v)	(vi)	(vii)	(viii)	(ix)	(x)	(xi)	(xii)	(xiii)	(xiv)	(xv)	(xvi)	(xvii)	(xviii)	(xix)	(xx)	
(1)	Institutions (Domestic)	0	0	0	0	0	0	0	0	0	0	0	0	0	0	0	0	0	0	0
(1a)	Mutual Funds	33	42734728	0	0	42734728	2.45	42734728	0	42734728	2.45	0	0	0	0	0	0	0	0	0
(1b)	Venture Capital Funds	0	0	0	0	0	0.00	0	0	0	0.00	0	0	0	0	0	0	0	0	0
(1c)	Alternate Investment Funds	14	1794542	0	0	1794542	0.10	1794542	0	1794542	0.10	0	0	0	0	0	0	0	0	0
(1d)	Banks	3	1226634	0	0	1226634	0.07	1226634	0	1226634	0.07	0	0	0	0	0	0	0	0	0
(1e)	Insurance Companies	14	127477141	0	0	127477141	7.28	127477141	0	127477141	7.28	0	0	0	0	0	0	0	0	0
(1f)	LIFE INSURANCE CORPORATION OF INDIA	1	114762562	0	0	114762562	6.57	114762562	0	114762562	6.57	0	0	0	0	0	0	0	0	0
(1g)	Prudential Funds/Pension Funds	11	18012961	0	0	18012961	1.03	18012961	0	18012961	1.03	0	0	0	0	0	0	0	0	0
(1h)	NPS TRUST A/C UTI PENSION FUND LIMITED - SCHEME CEP	1	18012961	0	0	18012961	1.03	18012961	0	18012961	1.03	0	0	0	0	0	0	0	0	0
(1i)	Asset Reconstruction Companies	0	0	0	0	0	0.00	0	0	0	0.00	0	0	0	0	0	0	0	0	0
(1j)	Sovereign Wealth Funds	0	0	0	0	0	0.00	0	0	0	0.00	0	0	0	0	0	0	0	0	0
(1k)	IFSC Registered with RBI	7	133110	0	0	133110	0	133110	0	133110	0	0	0	0	0	0	0	0	0	0
(1l)	Other Financial Institutions	0	0	0	0	0	0.00	0	0	0	0.00	0	0	0	0	0	0	0	0	0
(1k)	Any Other	0	0	0	0	0	0.00	0	0	0	0.00	0	0	0	0	0	0	0	0	0
	Sub-Total (B)(1)	72	191259116	0	0	191259116	10.94	191259116	0	191259116	10.94	0	0.00	0	0	0	0	0	0	0
(2)	Institutions (Foreign)	0	0	0	0	0	0.00	0	0	0	0.00	0	0	0	0	0	0	0	0	0
(2a)	Foreign Direct Investment	0	0	0	0	0	0	0	0	0	0	0	0	0	0	0	0	0	0	0
(2b)	Foreign Venture Capital	0	0	0	0	0	0.00	0	0	0	0.00	0	0	0	0	0	0	0	0	0
(2c)	Sovereign Wealth Funds	0	0	0	0	0	0.00	0	0	0	0.00	0	0	0	0	0	0	0	0	0
(2d)	Foreign Portfolio Investors (Category 1)	402	204391595	0	0	204391595	11.69	204391595	0	204391595	11.69	0	0	0	0	0	0	0	0	0
(2e)	SOQ PARTNER'S EMERGING MARKET'S EQUITY FUND	1	31266481	0	0	31266481	1.73	31266481	0	31266481	1.73	0	0	0	0	0	0	0	0	0
(2f)	Foreign Portfolio Investors (Category II)	27	30295941	0	0	30295941	1.73	30295941	0	30295941	1.73	0	0	0	0	0	0	0	0	0
(2g)	Overseas Depositories (holding DRs) (Balancing figure)	0	0	0	0	0	0.00	0	0	0	0.00	0	0	0	0	0	0	0	0	0
(2g)	Any Other	0	0	0	0	0	0.00	0	0	0	0.00	0	0	0	0	0	0	0	0	0
(2g)	FOREIGN INSTITUTIONAL INVESTORS	1	92013	0	0	92013	0.01	92013	0	92013	0.01	0	0.00	0	0	0	0	0	0	0
	Sub-Total (B)(2)	400	234783199	0	0	234783199	13.43	234783199	0	234783199	13.43	0	0.00	0	0	0	0	0	0	0
(3)	Central Government/State Government(s)/President of the	0	0	0	0	0	0.00	0	0	0	0.00	0	0	0	0	0	0	0	0	0
(3a)	Central Government / President of India	0	0	0	0	0	0.00	0	0	0	0.00	0	0	0	0	0	0	0	0	0
(3b)	State Government / Governor	0	0	0	0	0	0.00	0	0	0	0.00	0	0	0	0	0	0	0	0	0
(3c)	Shareholding by Companies or Bodies Corporate where C	2	9131	0	0	9131	0.02	9131	0	9131	0.02	0	0.00	0	0	0	0	0	0	0
	Sub-Total (B)(3)	2	9131	0	0	9131	0.00	9131	0	9131	0.00	0	0.00	0	0	0	0	0	0	0
(4)	Non-Institutions	0	0	0	0	0	0.00	0	0	0	0.00	0	0	0	0	0	0	0	0	0
(4a)	Associate companies / Subsidiaries	0	0	0	0	0	0.00	0	0	0	0.00	0	0	0	0	0	0	0	0	0
(4b)	Directors and their relatives (excluding independent direc	3	123638	0	0	123638	0.01	123638	0	123638	0.01	0	0.00	0	0	0	0	0	0	0
(4c)	Key Managerial Personnel	3	95413	0	0	95413	0.01	95413	0	95413	0.01	0	0.00	0	0	0	0	0	0	0
(4d)	Relatives of promoters (other than immediate relatives)	0	0	0	0	0	0.00	0	0	0	0.00	0	0	0	0	0	0	0	0	0
(4e)	Trusts where any person belonging to Promoter and Prom	3	254020	0	0	254020	0.01	254020	0	254020	0.01	0	0.00	0	0	0	0	0	0	0
(4f)	Investor Education and Protection Fund (IEPF)	1	251239	0	0	251239	0.01	251239	0	251239	0.01	0	0.00	0	0	0	0	0	0	0
(4g)	Resident Individuals holding nominal share capital up to Rs	528818	53162653	0	0	53162653	3.04	53162653	0	53162653	3.04	0	0.00	0	0	0	0	0	0	0
(4h)	Resident Individuals holding nominal share capital in excess	161	9412452	0	0	9412452	0.54	9412452	0	9412452	0.54	0	0.00	0	0	0	0	0	0	0
(4i)	Non Resident Indians (NRIs)	7876	3387561	0	0	3387561	0.19	3387561	0	3387561	0.19	0	0.00	0	0	0	0	0	0	0
(4j)	Foreign Nationals	1	25	0	0	25	0	25	0	25	0	0	0.00	0	0	0	0	0	0	0
(4k)	Foreign Companies	0	0	0	0	0	0.00	0	0	0	0.00	0	0	0	0	0	0	0	0	0
(4l)	Bodies Corporate	1289	39176354	0	0	39176354	2.24	39176354	0	39176354	2.24	0	0.00	0	0	0	0	0	0	0
(4m)	Any Other	0	0	0	0	0	0.00	0	0	0	0.00	0	0	0	0	0	0	0	0	0
(4n)	SLEARNING MEMBERS	14	5613	0	0	5613	0	5613	0	5613	0	0	0.00	0	0	0	0	0	0	0
(4o)	H.U.F.	4662	2743278	0	0	2743278	0.16	2743278	0	2743278	0.16	0	0.00	0	0	0	0	0	0	0
(4p)	Trusts	11	13222	0	0	13222	0	13222	0	13222	0	0	0.00	0	0	0	0	0	0	0
	Sub-Total (B)(4)	542790	108623468	0	0	108623468	6.21	108623468	0	108623468	6.21	0	0.00	0	0	0	0	0	0	0
	Total Public Shareholding (B) = (B)(1)+(B)(2)+(B)(3)+(B)(4)	542794	534676914	0	0	534676914	30.58	534676914	0	534676914	30.58	0	0.00	0	0	0	0	0	0	0


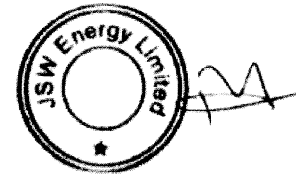



Table IV - Statement showing shareholding pattern of the Non Promoter - Non Public Shareholder																			
Category	Category & Name of the Shareholder	PAN	No of Shareholders	No of fully paid up equity shares held	No of Partly paid up equity shares held	No of Shares Underlying Depository Receipts	Total No of Shares Held (IV+V+VI)	Shareholding as a % of total no of shares (A+B+C)	Number of Voting Rights held in each class of securities			No of Shares Underlying Outstanding convertible securities (Including Warrants)	Shareholding as a % assuming full conversion of convertible Securities (as a percentage of diluted share capital)	Number of Locked in Shares		Number of Shares pledged or otherwise encumbered	Number of equity shares held in dematerialized form		
									No of Voting Rights		Total as a % of (A+B+C)			No.	As a % of total Shares held			No.	As a % of total Shares held
									Class X	Class Y									
(I)	(II)	(III)	(IV)	(V)	(VI)	(VII)	(VIII)	(IX)	(X)	(XI)	(XII)	(XIII)	(XIV)						
(1)	Custodian/DR Holder		0	0	0	0	0	0.00	0	0	0	0.00	0	0.00	0	0	0		
(2)	Employee Benefit Trust (under SEBI(Share based Employ		2	2519474	0	0	2519474	0.14	2519474	0	2519474	0.14	0	0.14	0	0.00	0	2519474	
	Total Non-Promoter-Non Public Shareholding (C) = (C1)+(C)2		2	2519474	0	0	2519474	0.14	2519474	0	2519474	0.14	0	0.14	0	0.00	0	2519474	



Details of the shareholders acting as persons in Concert including their Shareholding:			
Name of Shareholder	Name of PAC	No of shares	Holding%
Total:		0	0



Details of Shares which remain unclaimed may be given hear along with details such as number of shareholders,	
No of Shareholders	No of shares
0	0




Table V - Statement showing details of Significant Beneficial Owners (SBOs)

Sno	Details of the significant beneficial owner		Details of the registered owner		Date of creation/acquisition of significant beneficial interest
	I		II		
Sr No	Name	Nationality	Name	Nationality	IV
1	Mr. Sajjan Jindal	India	Sahyog Holdings Private Limited	India	28-03-2014
2	Mr. Sajjan Jindal	India	Indusglobe Multiventures Private Limited	India	28-03-2014
3	Mr. Sajjan Jindal	India	JSW Cement Limited	India	28-03-2014
4	Mr. Sajjan Jindal	India	Sajjan Jindal Family Trust	India	28-03-2014
5	Mr. Sajjan Jindal	India	Sajjan Jindal Lineage Trust	India	28-03-2014
6	Mr. Sajjan Jindal	India	Sangita Jindal Family Trust	India	28-03-2014
7	Mr. Sajjan Jindal	India	Parth Jindal Family Trust	India	28-03-2014
8	Mr. Sajjan Jindal	India	Tarini Jindal Family Trust	India	28-03-2014
9	Mr. Sajjan Jindal	India	Tanvi Jindal Family Trust	India	28-03-2014
10	Mrs. Sangita Jindal	India	JSW Investments Private Limited	India	31-03-2006
11	Mr. Prithavi Raj Jindal	India	Siddeshwari Tradex Private Limited	India	28-03-2014
12	Mr. Ratan Jindal	India	Virtuous Tradecorp Private Limited	India	01-05-2024
13	Mr. Ratan Jindal	India	JSL Limited	India	01-05-2024
14	Mr. Sajjan Jindal	India	JSW Jaigarh Port Limited	India	28-03-2014
15	Mr. Sajjan Jindal	India	JSW Paints Private Limited	India	28-03-2014
16	Mr. Sajjan Jindal	India	South-West Mining Limited	India	28-03-2014




Table VI - Statement showing foreign ownership limits		
	Board approved limits	Limits utilized
As on shareholding date	100	13.63
As on the end of previous 1st quarter	100	14.76
As on the end of previous 2nd quarter	100	15.11
As on the end of previous 3rd quarter	100	15.56
As on the end of previous 4th quarter	100	8.6

