

Format of Holding of Specified securities

1. Name of Listed Entity : JSW ENERGY LIMITED
2. Scrip Code/Name of Scrip/Class of Security : 533148, JSWENERGY, EQUITY SHARES
3. Share Holding Pattern Filed under: ~~Reg-31(1)(a)~~/Reg.31(1)(b)/~~Reg-31(1)(c)~~
 - a. if under 31(1)(b) then indicate the report for quarter ending 30/6/2025
 - b. if under 31(1)(c) then indicate date of allotment/extinguishment
4. Declaration : The Listed entity is required to submit the following declaration to the extent of submission of information:

	Particulars	YES*	NO*
a	Whether the Listed Entity has issued any partly paid up shares	-	No
b	Whether the Listed Entity has issued any Convertible Securities or Warrants?	-	No
c	Whether the Listed Entity has any shares against which depository receipts are issued?	-	No
d	Whether the Listed Entity has any shares in locked-in?	-	No
e	Whether any shares held by promoters are pledge or otherwise encumbered?	Yes	-
f	Whether the listed entity has any significant beneficial owner?	Yes	No
g	Whether Listed Entity has granted any ESOPs, which are outstanding?	-	No
h	Whether any shares held by promoters are encumbered under "Non-Disposal Undertaking"?	-	No
i	Whether any shares held by promoters are encumbered, other than by way of Pledge or NDU, if any?	-	No
j	Whether company has equity shares with differential voting rights?	-	No

*if the Listed Entity selects the option 'NO' for the questions above, the columns for the partly paid up shares, Outstanding Convertible Securities/Warrants, depository receipts, locked-in shares, No of shares pledged or otherwise encumbered by promoters, as applicable, shall not be displayed at the time of dissemination on the Stock Exchange website. Also wherever there is 'No' declared by Listed entity in above table the values will be considered as 'Zero' by default on submission of the format of holding of specified securities.

5

The tabular format for disclosure of holding of specified securities is as follows:




Table 1 - Summary Statement holding of unlisted securities																								
Category	Category of Shareholder	No of Shareholders	No of fully paid up equity shares held	No of Partly paid up equity shares held	No of Shares Underlying Depository Receipts	Total No of Shares Held (VII) = (IV)+(V)+(VI)	Shareholding as a % of total no of shares (As a % of (A+B+C2))	Number of Voting Rights held in each class of securities			No of Shares Underlying Outstanding convertible securities (including Warrants) (I)	Total No of shares on fully diluted basis (including warrants, ESDP, Convertible Securities etc.) (II)	Shareholding as a % assuming full conversion of convertible Securities (as a percentage of diluted)	Number of Locked in Shares		Number of Shares pledged (XIV)		Non-Disposal Undertaking (XV)		Other encumbrances, if any (XVI)		Total Number of Shares unencumbered (XVII)=(XV+XVI)		Number of equity shares held in dematerialized form
								No of Voting Rights						No.	As a % of total Shares held	No.	As a % of total Shares held	No.	As a % of total Shares held	No.	As a % of total Shares held	No.	As a % of total Shares held	
								Class X	Class Y	Total														
(i)	(ii)	(iii)	(iv)	(v)	(vi)	(vii)	(viii)	(ix)	(x)	(xi)	(xii)	(xiii)	(xiv)	(xv)	(xvi)	(xvii)	(xviii)	(xix)	(xx)	(xxi)	(xxii)	(xxiii)		
(A)	Proprietor & Promoter Group	40	1210592063	0	0	1210592063	89.27	1210592063	0	1210592063	89.27	0	0.00	0	0.00	0	0.00	0	0.00	0	0.00	136333738	0.00	1210592063
(B)	Public	585785	534691705	0	0	534691705	30.58	534691705	0	534691705	30.58	0	0.00	0	0.00	0	0.00	0	0.00	0	0.00	0	0	534691705
(C1)	Non Promoter-Non Public	0	0	0	0	0	0.00	0	0	0	0.00	0	0.00	0	0.00	0	0.00	0	0.00	0	0.00	0	0	0
(C2)	Shares held by Employees Trusts	2	2484683	0	0	2484683	0.14	2484683	0	2484683	0.14	0	0.00	0	0.00	0	0.00	0	0.00	0	0.00	0	0	2484683
	Total	586227	1747786451	0	0	1747786451	100.00	1747786451	0	1747786451	100.00	0	0.00	0	0.00	0	0.00	0	0.00	0	0.00	136333738	0.00	1747786451

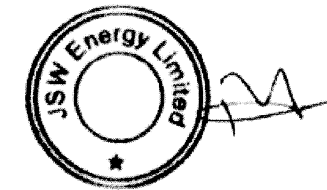



Table II - Segment showing shareholding pattern of the Promoter and Promoter Group		Table III - Segment showing shareholding pattern of the Promoter and Promoter Group										Table IV - Segment showing shareholding pattern of the Promoter and Promoter Group													
Category	Category & Name of the Shareholder	Entity type Promoter or Promoter group would exclude promoter(s)	No of Shareholder's	No of fully paid equity shares held	No of Partly paid equity shares held	No of Shares Underlying Depository Receipts	Total No of Shares Held (A) = (IV) + (V) + (VI) + (VII)	Shareholding as a % of total no. of shares (calculated as per SCRR, 1957) (B) As a % of (A+B+C)	Number of Voting Rights held in each class of securities			No of Shares Underlying Outstanding convertible securities (Including Warrants)	Total No of Shares on fully diluted basis (including Warrants, ESOP, Convertible Securities etc.) (D) (A)+(B)+(C)+(E)	Shareholding as a % assuming full conversion of convertible Securities (as a percentage of diluted share capital) (E) As a % of (A+B+C)	Number of Locked in Shares		Number of Shares pledged (XV)		Non-Disposal Undertaking (XVI)		Other encumbrances, if any (XVII)		Total Number of Shares encumbered (XVIII) = (XVI)+(XVII)		Number of equity shares held in dematerialized form
									Class X	Class Y	Total				No.	As a % of total Shares held	No.	As a % of total Shares held	No.	As a % of total Shares held	No.	As a % of total Shares held	No.	As a % of total Shares held	
	(I)	(II)	(III)	(IV)	(V)	(VI)	(VII)	(VIII)	Class X	Class Y	Total	(IX)	(X)	(XI)	(XII)	(XIII)	(XIV)	(XV)	(XVI)	(XVII)	(XVIII)	(XIX)	(XX)		
(L)	Indian		0	0	0	0	0	0	0	0	0	0	0	0	0	0	0	0	0	0	0	0	0	0	
(L1)	Individuals/Unincorporated Family		13	71540814	4	0	71540818	4.00	71540814	0	0	71540814	4.00	0	0	0	475000	0	0	0	0	0	475000	0.64	71540814
(L2)	HUF/Sole Proprietor		1	131000	0	0	131000	0.01	131000	0	0	131000	0.01	0	0	0	0	0	0	0	0	0	0	0	131000
(L3)	Partnership		1	17627225	0	0	17627225	1.01	17627225	1.01	0	17627225	1.01	0	0	0	0	0	0	0	0	0	0	0	17627225
(L4)	Joint Hindu Family		1	30	0	0	30	0	30	0	0	30	0	0	0	0	0	0	0	0	0	0	0	0	30
(L5)	Partnership		1	150000	0	0	150000	0.01	150000	0.01	0	150000	0.01	0	0	0	0	0	0	0	0	0	0	0	150000
(L6)	Partnership		1	370	0	0	370	0	370	0	0	370	0	0	0	0	0	0	0	0	0	0	0	0	370
(L7)	Partnership		1	2000	0	0	2000	0	2000	0	0	2000	0	0	0	0	0	0	0	0	0	0	0	0	2000
(L8)	Partnership		1	2502225	0	0	2502225	1.43	2502225	1.43	0	2502225	1.43	0	0	0	0	0	0	0	0	0	0	0	2502225
(L9)	Partnership		1	2502225	0	0	2502225	1.43	2502225	1.43	0	2502225	1.43	0	0	0	0	0	0	0	0	0	0	0	2502225
(L10)	Partnership		1	100	0	0	100	0	100	0	0	100	0	0	0	0	0	0	0	0	0	0	0	0	100
(L11)	Partnership		1	155000	0	0	155000	0.01	155000	0.01	0	155000	0.01	0	0	0	0	0	0	0	0	0	0	0	155000
(L12)	Partnership		1	330827	0	0	330827	0.19	330827	0.19	0	330827	0.19	0	0	0	475000	14.36	0	0	0	0	475000	14.36	330827
(L13)	Partnership		1	100	0	0	100	0	100	0	0	100	0	0	0	0	0	0	0	0	0	0	0	0	100
(L14)	Central Government (State Government)		0	0	0	0	0	0	0	0	0	0	0	0	0	0	0	0	0	0	0	0	0	0	0
(L15)	Financial Institutions/Banks		0	0	0	0	0	0	0	0	0	0	0	0	0	0	0	0	0	0	0	0	0	0	0
(L16)	Govt. Secy		27	113831249	0	0	113831249	63.16	113831249	63.16	0	113831249	63.16	0	0	0	13548738	11.93	0	0	0	0	13548738	11.93	113831249
(L17)	Partnership		1	54950	0	0	54950	0	54950	0	0	54950	0	0	0	0	0	0	0	0	0	0	0	0	54950
(L18)	Partnership		1	5000	0	0	5000	0	5000	0	0	5000	0	0	0	0	0	0	0	0	0	0	0	0	5000
(L19)	Partnership		1	314000	0	0	314000	0.02	314000	0.02	0	314000	0.02	0	0	0	0	0	0	0	0	0	0	0	314000
(L20)	Partnership		1	100	0	0	100	0	100	0	0	100	0	0	0	0	0	0	0	0	0	0	0	0	100
(L21)	Partnership		1	4700000	0	0	4700000	0.27	4700000	0.27	0	4700000	0.27	0	0	0	4530000	96.38	0	0	0	0	4530000	96.38	4700000
(L22)	Partnership		1	100	0	0	100	0	100	0	0	100	0	0	0	0	0	0	0	0	0	0	0	0	100
(L23)	Partnership		1	713844	0	0	713844	0.41	713844	0.41	0	713844	0.41	0	0	0	0	0	0	0	0	0	0	0	713844
(L24)	Partnership		1	100	0	0	100	0	100	0	0	100	0	0	0	0	0	0	0	0	0	0	0	0	100
(L25)	Partnership		1	2629610	0	0	2629610	0.15	2629610	0.15	0	2629610	0.15	0	0	0	0	0	0	0	0	0	0	0	2629610
(L26)	Partnership		1	8031770	0	0	8031770	0.52	8031770	0.52	0	8031770	0.52	0	0	0	0	0	0	0	0	0	0	0	8031770
(L27)	Partnership		1	8559613	0	0	8559613	4.8	8559613	4.8	0	8559613	4.8	0	0	0	2100000	24.53	0	0	0	0	2100000	24.53	8559613
(L28)	Partnership		1	14533820	0	0	14533820	8.32	14533820	8.32	0	14533820	8.32	0	0	0	0	0	0	0	0	0	0	0	14533820
(L29)	Partnership		1	8536390	0	0	8536390	4.88	8536390	4.88	0	8536390	4.88	0	0	0	0	0	0	0	0	0	0	0	8536390
(L30)	Partnership		1	370	0	0	370	0	370	0	0	370	0	0	0	0	0	0	0	0	0	0	0	0	370
(L31)	Partnership		1	100	0	0	100	0	100	0	0	100	0	0	0	0	0	0	0	0	0	0	0	0	100
(L32)	Partnership		1	31149264	0	0	31149264	17.82	31149264	17.82	0	31149264	17.82	0	0	0	5112850	16.41	0	0	0	0	5112850	16.41	31149264
(L33)	Partnership		1	100	0	0	100	0	100	0	0	100	0	0	0	0	0	0	0	0	0	0	0	0	100
(L34)	Partnership		1	72000	0	0	72000	0	72000	0	0	72000	0	0	0	0	0	0	0	0	0	0	0	0	72000
(L35)	Partnership		1	23092443	0	0	23092443	13.11	23092443	13.11	0	23092443	13.11	0	0	0	5417538	23.86	0	0	0	0	5417538	23.86	23092443
(L36)	Partnership		1	100	0	0	100	0	100	0	0	100	0	0	0	0	0	0	0	0	0	0	0	0	100
(L37)	Partnership		1	105000	0	0	105000	0.01	105000	0.01	0	105000	0.01	0	0	0	0	0	0	0	0	0	0	0	105000
(L38)	Partnership		1	445	0	0	445	0	445	0	0	445	0	0	0	0	0	0	0	0	0	0	0	0	445
(L39)	Partnership		1	360	0	0	360	0	360	0	0	360	0	0	0	0	0	0	0	0	0	0	0	0	360
(L40)	Partnership		1	5000	0	0	5000	0	5000	0	0	5000	0	0	0	0	0	0	0	0	0	0	0	0	5000
(L41)	Partnership		1	6670	0	0	6670	0	6670	0	0	6670	0	0	0	0	0	0	0	0	0	0	0	0	6670
(L42)	Partnership		1	25586044	0	0	25586044	14.65	25586044	14.65	0	25586044	14.65	0	0	0	5029700	1.96	0	0	0	0	5029700	1.96	25586044
(L43)	Sub Total (A)(I)		89	1210972063	0	0	1210972063	69.25	1210972063	69.25	0	1210972063	69.25	0	0	0	13633738	17.59	0	0	0	0	13633738	17.59	1210972063
(L44)	Foreign		0	0	0	0	0	0	0	0	0	0	0	0	0	0	0	0	0	0	0	0	0	0	0
(L45)	Individuals (Non-Resident Individuals, Foreign Individuals)		1	220000	0	0	220000	0.01	220000	0.01	0	220000	0.01	0	0	0	0	0	0	0	0	0	0	0	220000
(L46)	Partnership		1	220000	0	0	220000	0.01	220000	0.01	0	220000	0.01	0	0	0	0	0	0	0	0	0	0	0	220000
(L47)	Government		0	0	0	0	0	0	0	0	0	0	0	0	0	0	0	0	0	0	0	0	0	0	0
(L48)	Partnership		0	0	0	0	0	0	0	0	0	0	0	0	0	0	0	0	0	0	0	0	0	0	0
(L49)	Foreign Portfolio Investor		0	0	0	0	0	0	0	0	0	0	0	0	0	0	0	0	0	0	0	0	0	0	0
(L50)	Any other		0	0	0	0	0	0	0	0	0	0	0	0	0	0	0	0	0	0	0	0	0	0	0
(L51)	Sub Total (A)(II)		1	220000	0	0	220000	0.01	220000	0.01	0	220000	0.01	0	0	0	0	0	0	0	0	0	0	0	220000
(L52)	Total Shareholding of Promoter and Promoter Group (A)+(A)(II)		40	1210994063	0	0	1210994063	69.26	1210994063	69.26	0	1210994063	69.26	0	0</										

Details of the shareholders acting as persons in Concert including their Shareholding:			
Name of Shareholder	Name of PAC	No of shares	Holding%
Total:		0	0



Details of Shares which remain unclaimed may be given hear along with details such as number of shareholders,	
No of Shareholders	No of shares
0	0




Table V - Statement showing details of Significant Beneficial Owners (SBOs)

Sno	Details of the significant beneficial owner		Details of the registered owner		Date of creation/acquisition of significant beneficial interest
	I		II		IV
Sr No	Name	Nationality	Name	Nationality	
1	Mr. Sajjan Jindal	India	Sahyog Holdings Private Limited	India	28-03-2014
2	Mr. Sajjan Jindal	India	Indusglobe Multiventures Private Limited	India	28-03-2014
3	Mr. Sajjan Jindal	India	JSW Cement Limited	India	28-03-2014
4	Mr. Sajjan Jindal	India	Sajjan Jindal Family Trust	India	28-03-2014
5	Mr. Sajjan Jindal	India	Sajjan Jindal Lineage Trust	India	28-03-2014
6	Mr. Sajjan Jindal	India	Sangita Jindal Family Trust	India	28-03-2014
7	Mr. Sajjan Jindal	India	Parth Jindal Family Trust	India	28-03-2014
8	Mr. Sajjan Jindal	India	Tarini Jindal Family Trust	India	28-03-2014
9	Mr. Sajjan Jindal	India	Tanvi Jindal Family Trust	India	28-03-2014
10	Mrs. Sangita Jindal	India	JSW Investments Private Limited	India	31-03-2006
11	Mr. Prithavi Raj Jindal	India	Siddeshwari Tradex Private Limited	India	28-03-2014
12	Mr. Ratan Jindal	India	Virtuous Tradecorp Private Limited	India	01-05-2024
13	Mr. Ratan Jindal	India	JSL Limited	India	01-05-2024
14	Mr. Sajjan Jindal	India	JSW Jaigarh Port Limited	India	28-03-2014
15	Mr. Sajjan Jindal	India	JSW Paints Limited	India	28-03-2014
16	Mr. Sajjan Jindal	India	South-West Mining Limited	India	28-03-2014




Table VI - Statement showing foreign ownership limits		
	Board approved limits	Limits utilized
As on shareholding date	100	12.58
As on the end of previous 1st quarter	100	13.63
As on the end of previous 2nd quarter	100	14.76
As on the end of previous 3rd quarter	100	15.11
As on the end of previous 4th quarter	100	15.56

