

Format of Holding of Specified securities

1.	Name of Listed Entity : JSW ENERGY LIMITED		
2.	Scrip Code/Name of Scrip/Class of Security : 533148, JSWENERGY, EQUITY SHARES		
3.	Share Holding Pattern Filed under: <del>Reg. 31(1)(a)</del> / Reg.31(1)(b)/ <del>Reg.31(1)(c)</del>		
	a. if under 31(1)(b) then indicate the report for quarter ending 31/3/2026		
	b. if under 31(1)(c) then indicate date of allotment/extinguishment		
4.	Declaration : The Listed entity is required to submit the following declaration to the extent of submission of information:		
	Particulars	YES*	NO*
a	Whether the Listed Entity has issued any partly paid up shares		No
b	Whether the Listed Entity has issued any Convertible Securities or Warrants?	Yes	
c	Whether the Listed Entity has any shares against which depository receipts are issued?		No
d	Whether the Listed Entity has any shares in locked-in?	Yes	
e	Whether any shares held by promoters are pledge or otherwise encumbered?	Yes	
	*if the Listed Entity selectes the option 'NO' for the questions above, the columns for the partly paid up shares, Outstanding Convertible Securities/Warrants, depository receipts, locked-in shares, No of shares pledged or otherwise encumbered by promoters, as applicable, shall not be displayed at the time of dissemination on the Stock Exchange website. Also wherever there is 'No' declared by Listed entity in above table the values will be considered as 'Zero' by default on submission of the format of holding of specified securities.		
5	The tabular format for disclosure of holding of specified securities is as follows:		

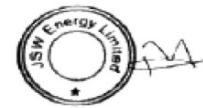


Table I - Summary Statement holding of specified securities																											
Category	Category of Shareholder	No of Shareholders	No of fully paid up equity shares held	No of Partly paid up equity shares held	No of Shares Underlying Depository Receipts	Total No of Shares Held (VII) = (IV)+(V)+(VI)	Shareholding as a % of total no of shares (As a % of (A+B+C2))	Number of Voting Rights held in each class of securities			No of Shares Underlying Outstanding convertible securities (Including Warrants) (X)	Total No of shares on fully diluted basis (including warrants, ESOP, Convertible Securities etc.)	Shareholding as a % assuming full conversion of convertible Securities (as a percentage of	Number of Locked in Shares		Number of Shares pledged (XIV)		Non-Disposal Undertaking (XV)		Other encumbrances, if any (XVI)		Total Number of Shares encumbered (XVII)=(XIV+XV+XVI)		Number of equity shares held in dematerialized form			
								No of Voting Rights						Total as a % of (A+B+C)	No.	As a % of total Shares held	No.	As a % of total Shares held	No.	As a % of total Shares held	No.	As a % of total Shares held	No.		As a % of total Shares held	No.	As a % of total Shares held
								Class X	Class Y	Total																	
(I)	(II)	(III)	(IV)	(V)	(VI)	(VII)	(VIII)	(IX)			(X)	(XI)	(XII)	(XIII)		(XIV)		(XV)		(XVI)		(XVII)	(XVIII)				
(A)	Promoter & Promoter Group	40	1219819622	0	0	1219819622	69.41	1219819622	0	1219819622	69.41	47619047	1267438669	70.22	14223809	1.17	158445370	12.99	0	0.00	0	0.00	158445370	12.99	1219819622		
(B)	Public	565632	536362846	0	0	536362846	30.52	536362846	0	536362846	30.52	0	536362846	29.72	0	0.00	0	0	0	0	0	0	0	0	536362846		
(C)	Non Promoter-Non Public	0	0	0	0	0	0	0	0	0	0	0	0	0	0.00	0	0	0	0	0	0	0	0	0	0		
(C1)	Shares underlying DRs	0	0	0	0	0	0	0	0	0	0	0	0	0	0.00	0	0	0	0	0	0	0	0	0	0		
(C2)	Shares held by Employees Trusts	2	1109792	0	0	1109792	0.06	1109792	0	1109792	0.06	0	1109792	0.06	0	0.00	0	0	0	0	0	0	0	0	1109792		
	<b>Total:</b>	<b>565674</b>	<b>1757292260</b>	<b>0</b>	<b>0</b>	<b>1757292260</b>	<b>100.00</b>	<b>1757292260</b>	<b>0</b>	<b>1757292260</b>	<b>100.00</b>	<b>47619047</b>	<b>1804911307</b>	<b>100.00</b>	<b>14223809</b>	<b>0.81</b>	<b>158445370</b>	<b>9.02</b>	<b>0</b>	<b>0.00</b>	<b>0</b>	<b>0.00</b>	<b>158445370.00</b>	<b>9.02</b>	<b>1757292100</b>		



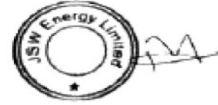
Table II - Statement showing shareholding pattern of the Promoter and Promoter Group																										
Category	Category & Name of the Shareholder	Entity type Promoter or Promoter group (Promoter group would exclude promoters)	No of Shareholders	No of fully paid up equity shares held	No of Partly paid-up equity shares held	No of Shares Underlying Depository Receipts	Total No of Shares Held (VIII = V+VI+VII)	Shareholding as a % of total no of shares (calculated as per SCRR, 1987 (X) As a % of (A+B+C2)	Number of Voting Rights held in each class of securities			No of Shares Underlying Outstanding convertible securities (Including Warrants)	Total No of shares on fully diluted basis (including warrants, ESOP, Convertible Securities etc.) (XII)=(VIII+X)	Shareholding as a % assuming full conversion of convertible Securities (as a percentage of diluted share capital) (VIII+X) As a % of (A+B+C2)	Number of Locked in Shares		Number of Shares pledged (XV)		Non-Disposal Undertaking (XVI)		Other encumbrances, if any (XVII)		Total Number of Shares encumbered (XVIII)=(XV+XVI+XVII)		Number of equity shares held in dematerialized form	
									No of Voting Rights						Total as a % of (A+B+C)	No.	As a % of total Shares held	No.	As a % of total Shares held	No.	As a % of total Shares held	No.	As a % of total Shares held	No.		As a % of total Shares held
									Class X	Class Y	Total															
(1)	Indian	(i)	(iv)	(v)	(vi)	(vii)	(viii)	(ix)	(x)	(xi)	(xii)	(xiii)	(xiv)	(xv)	(xvi)	(xvii)	(xviii)	(xix)								
(1a)	Individuals/Hindu undivided Family																									
(1a)	TANVI SHETE		12	71244564	0	0	71244564	4.05	71244564	4.05	0	71244564	3.95	0	0	175000	0.25	0	0	0	0	0	175000	0.25	71244564	
(1a)	UMRILA JHUNJUNWALA		1	25052757	0	0	25052757	1.43	25052757	1.43	0	25052757	1.39	0	0	0	0	0	0	0	0	0	0	25052757		
(1a)	NIRMALA GOEL		1	113750	0	0	113750	0.01	113750	0.01	0	113750	0.01	0	0	0	0	0	0	0	0	0	0	113750		
(1a)	ARTI JINDAL		1	10	0	0	10	0	10	0	0	10	0	0	0	0	0	0	0	0	0	0	0	10		
(1a)	SAJIAN JINDAL		1	300	0	0	300	0	300	0	0	300	0	0	0	0	0	0	0	0	0	0	0	300		
(1a)	SIEMA JINDAL		1	3008027	0	0	3008027	0.17	3008027	0.17	0	3008027	0.17	0	0	175000	5.82	0	0	0	0	0	175000	5.82	3008027	
(1a)	SANGITA JINDAL		1	100	0	0	100	0	100	0	0	100	0	0	0	0	0	0	0	0	0	0	0	100		
(1a)	ABHYUDAY JINDAL		1	370	0	0	370	0	370	0	0	370	0	0	0	0	0	0	0	0	0	0	0	370		
(1a)	UMRILA KAILASHKUMAR KANORIA		1	75000	0	0	75000	0	75000	0	0	75000	0	0	0	0	0	0	0	0	0	0	0	75000		
(1a)	TARINI JINDAL HANDA		1	25052225	0	0	25052225	1.43	25052225	1.43	0	25052225	1.39	0	0	0	0	0	0	0	0	0	0	25052225		
(1a)	PARTH JINDAL		1	17627225	0	0	17627225	1	17627225	1	0	17627225	0.98	0	0	0	0	0	0	0	0	0	0	17627225		
(1a)	SAROJ BHARTIA		1	150000	0	0	150000	0.01	150000	0.01	0	150000	0.01	0	0	0	0	0	0	0	0	0	0	150000		
(1b)	Central Government/State Government(s)		0	0	0	0	0	0	0	0	0	0	0	0	0	0	0	0	0	0	0	0	0	0		
(1c)	Financial Institutions/Banks		0	0	0	0	0	0	0	0	0	0	0	0	0	0	0	0	0	0	0	0	0	0		
(1d)	Any Other		27	1148355058	0	0	1148355058	65.35	1148355058	65.35	47619047	1195974105	66.26	14223809	1.24	158270370	13.78	0	0	0	0	0	158270370	13.78	1148355058	
(1d)	JSW PAINTS LIMITED		1	5000	0	0	5000	0	5000	0	0	5000	0	0	0	0	0	0	0	0	0	0	0	5000		
(1d)	VIRTUOUS TRADECORP PRIVATE LIMITED		1	85599613	0	0	85599613	4.87	85599613	4.87	0	85599613	4.74	0	0	21000000	24.53	0	0	0	0	0	21000000	24.53	85599613	
(1d)	NEOTREX STEEL LIMITED		1	72000	0	0	72000	0	72000	0	0	72000	0	0	0	0	0	0	0	0	0	0	0	72000		
(1d)	SOUTH WEST MINING LIMITED		1	314000	0	0	314000	0.02	314000	0.02	0	314000	0.02	0	0	0	0	0	0	0	0	0	0	314000		
(1d)	SAJIAN JINDAL FAMILY TRUST (TRUSTEES SAJIAN JINDAL, SANGITA JINDAL)		1	100	0	0	100	0	100	0	0	100	0	0	0	0	0	0	0	0	0	0	0	100		
(1d)	TANVI JINDAL FAMILY TRUST (TRUSTEES SAJIAN JINDAL, SANGITA JINDAL, TANVI SHETE)		1	100	0	0	100	0	100	0	0	100	0	0	0	0	0	0	0	0	0	0	0	100		
(1d)	JSW INVESTMENTS PRIVATE LIMITED		1	311492694	0	0	311492694	17.73	311492694	17.73	0	311492694	17.26	0	0	67719509	21.74	0	0	0	0	0	67719509	21.74	311492694	
(1d)	JSW SE VIEW FIELDS STRUCTURES LIMITED		1	5000	0	0	5000	0	5000	0	0	5000	0	0	0	0	0	0	0	0	0	0	0	5000		
(1d)	PSI FAMILY MANAGEMENT COMPANY PRIVATE LIMITED		1	360	0	0	360	0	360	0	0	360	0	0	0	0	0	0	0	0	0	0	0	360		
(1d)	SAJIAN JINDAL LINEAGE TRUST (TRUSTEES SAJIAN JINDAL, SANGITA JINDAL)		1	100	0	0	100	0	100	0	0	100	0	0	0	0	0	0	0	0	0	0	0	100		
(1d)	JSW CEMENT LIMITED		1	2629610	0	0	2629610	0.15	2629610	0.15	0	2629610	0.15	0	0	0	0	0	0	0	0	0	0	2629610		
(1d)	SAHJOG HOLDINGS PRIVATE LIMITED		1	100	0	0	100	0	100	0	0	100	0	0	0	0	0	0	0	0	0	0	0	100		
(1d)	AMBA RIVER COKE LIMITED		1	7138640	0	0	7138640	0.41	7138640	0.41	0	7138640	0.4	0	0	0	0	0	0	0	0	0	0	7138640		
(1d)	SANGITA JINDAL FAMILY TRUST (TRUSTEES SAJIAN JINDAL, SANGITA JINDAL)		1	100	0	0	100	0	100	0	0	100	0	0	0	0	0	0	0	0	0	0	0	100		
(1d)	NALWA SONS INVESTMENTS LIMITED		1	370	0	0	370	0	370	0	0	370	0	0	0	0	0	0	0	0	0	0	0	370		
(1d)	TARINI JINDAL FAMILY TRUST (TRUSTEES SAJIAN JINDAL, SANGITA JINDAL, TARINI JINDAL HANDA)		1	100	0	0	100	0	100	0	0	100	0	0	0	0	0	0	0	0	0	0	0	100		
(1d)	JSW HOLDINGS LIMITED		1	445	0	0	445	0	445	0	0	445	0	0	0	0	0	0	0	0	0	0	0	445		
(1d)	SIDDHESHWARI TRADEX PRIVATE LIMITED		1	230932433	0	0	230932433	13.14	230932433	13.14	0	230932433	12.79	0	0	69550861	30.12	0	0	0	0	0	69550861	30.12	230932433	
(1d)	PARTH JINDAL FAMILY TRUST (TRUSTEES SAJIAN JINDAL, SANGITA JINDAL, PARTH JINDAL)		1	100	0	0	100	0	100	0	0	100	0	0	0	0	0	0	0	0	0	0	0	100		
(1d)	EPSILON CARBON PVT LTD		1	66670	0	0	66670	0	66670	0	0	66670	0	0	0	0	0	0	0	0	0	0	0	66670		
(1d)	JSW JAIGARH PORT LIMITED		1	105000	0	0	105000	0.01	105000	0.01	0	105000	0.01	0	0	0	0	0	0	0	0	0	0	105000		
(1d)	JSI LIMITED		1	145332820	0	0	145332820	8.27	145332820	8.27	0	145332820	8.05	0	0	0	0	0	0	0	0	0	0	145332820		
(1d)	INDUSGLOBE MULTIENTRIES PRIVATE LIMITED		1	25598644	0	0	25598644	14.57	25598644	14.57	0	25598644	14.18	0	0	0	0	0	0	0	0	0	0	25598644		
(1d)	JTPM METAL TRADERS LIMITED		1	14223809	0	0	14223809	0.81	14223809	0.81	47619047	16842856	3.41	14223809	100	0	0	0	0	0	0	0	0	14223809		
(1d)	NARMADA FINTRADE PRIVATE LIMITED		1	54990	0	0	54990	0	54990	0	0	54990	0	0	0	0	0	0	0	0	0	0	0	54990		
(1d)	JSW STEEL LIMITED		1	85363990	0	0	85363990	4.86	85363990	4.86	0	85363990	4.73	0	0	0	0	0	0	0	0	0	0	85363990		
(1d)	JSW STEEL COATED PRODUCTS LTD		1	9031770	0	0	9031770	0.51	9031770	0.51	0	9031770	0.5	0	0	0	0	0	0	0	0	0	0	9031770		
	Sub-Total (A)(1)		39	1219599622	0	0	1219599622	69.4	1219599622	69.4	47619047	1195974105	70.21	14223809	1.17	158445370	12.99	0	0	0	0	0	158445370	12.99	1219599622	
	Foreign		0	0	0	0	0	0	0	0	0	0	0	0	0	0	0	0	0	0	0	0	0	0		
(2a)	Individuals (Non-Resident Individuals)/Foreign Individuals		1	220000	0	0	220000	0.01	220000	0.01	0	220000	0.01	0	0	0	0	0	0	0	0	0	0	220000		
(2a)	SARIKA JHUNJUNWALA		1	220000	0	0	220000	0.01	220000	0.01	0	220000	0.01	0	0	0	0	0	0	0	0	0	0	220000		
(2b)	Government		0	0	0	0	0	0	0	0	0	0	0	0	0	0	0	0	0	0	0	0	0	0		
(2c)	Institutions		0	0	0	0	0	0	0	0	0	0	0	0	0	0	0	0	0	0	0	0	0	0		
(2d)	Foreign Portfolio Investor		0	0	0	0	0	0	0	0	0	0	0	0	0	0	0	0	0	0	0	0	0	0		
(2e)	Any Other		0	0	0	0	0	0	0	0	0	0	0	0	0	0	0	0	0	0	0	0	0	0		
	Sub-Total (A)(2)		1	220000	0	0	220000	0.01	220000	0.01	0	220000	0.01	0	0	0	0	0	0	0	0	0	0	220000		
	Total Shareholding of Promoter and Promoter Group (A)=(A)(1)+(A)(2)		40	1219819622	0	0	1219819622	69.41	1219819622	69.41	47619047	126743669	70.22	14223809	1.17	15844537										



Table IV - Statement showing shareholding pattern of the Non Promoter - Non Public Shareholder																									
Category	Category & Name of the Shareholder	PAN	No of Shareholders	No of fully paid up equity shares held	No of Partly paid-up equity shares held	No of Shares Underlying Depository Receipts	Total No of Shares Held (IV+V+VI)	Shareholding as a % of total no of shares (A+B+C2)	Number of Voting Rights held in each class of securities			No of Shares Underlying Outstanding convertible securities (including Warrants)	Total No of shares on fully diluted basis (including warrants, ESOP, Convertible Securities etc.) (X)=(VII+X)	Shareholding as a % assuming full conversion of convertible Securities (as a percentage of diluted share capital)	Number of Locked in Shares		Number of Shares pledged (XIV)		Non- Disposal Undertaking (XV)		Other encumbrances, if any (XVI)		Total Number of Shares encumbered (XVII) = (XIV+XV+XVI)		Number of equity shares held in dematerialized form
									No of Voting Rights						Total as a % of (A+B+C)	No.	As a % of total Shares held	No.	As a % of total Shares held	No.	As a % of total Shares held	No.	As a % of total Shares held	No.	
Class X	Class Y	Total	(X)	(XI)	(XII)	(XIII)	XIV	XV	XVI	XVII	(XVIII)														
(1)	Custodian/DR Holder			0	0	0	0	0	0	0	0	0	0	0	0	0	0	0	0	0	0	0	0	0	0
(2)	Employee Benefit Trust (under SEBI(Share based Employee Benefit) Regulations 2014)		2	1109792	0	0	1109792	0.06	1109792	0	1109792	0.06	1109792	0.06	0	0	0	0	0	0	0	0	0	0	1109792
<b>Total Non-Promoter-Non Public Shareholding (C) = (C1)+(C)2</b>				<b>2</b>	<b>1109792</b>	<b>0</b>	<b>1109792</b>	<b>0.06</b>	<b>1109792</b>	<b>0</b>	<b>1109792</b>	<b>0.06</b>	<b>1109792</b>	<b>0.06</b>	<b>0</b>	<b>0</b>	<b>0</b>	<b>0</b>	<b>0</b>	<b>0</b>	<b>0</b>	<b>0</b>	<b>0</b>	<b>0</b>	<b>1109792</b>



<b>Details of the shareholders acting as persons in Concert including their Shareholding:</b>			
Name of Shareholder	Name of PAC	No of shares	Holding%
<b>Total:</b>		<b>0</b>	<b>0</b>



Details of Shares which remain unclaimed may be given hear along with details such as number of shareholders,	
No of Shareholders	No of shares
0	0


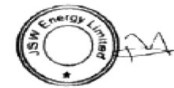


Table V - Statement showing details of Significant Beneficial Owners (SBOs)										
Sno	Details of the significant beneficial owner		Details of the registered owner		Details of holding/ exercise of right of the SBO in the reporting company, whether direct or indirect*:					Date of creation / acquisition of significant beneficial interest
	I		II		Whether by virtue of:					
Sr No	Name	Nationality	Name	Nationality	Shares	Voting rights	Rights on distributable dividend or any other distribution	Exercise of control	Exercise of significant influence	
1	Mr. Sajjan Jindal	India	Sahyog Holdings Private Limited	India	0.00	0.00	0.00	No	No	28-03-2014
2	Mr. Sajjan Jindal	India	Indusglobe Multiventures Private Limited	India	14.57	0.00	0.00	No	No	28-03-2014
3	Mr. Sajjan Jindal	India	JSW Cement Limited	India	0.15	0.00	0.00	No	No	28-03-2014
4	Mr. Sajjan Jindal	India	Sajjan Jindal Family Trust	India	0.00	0.00	0.00	No	No	28-03-2014
5	Mr. Sajjan Jindal	India	Sajjan Jindal Lineage Trust	India	0.00	0.00	0.00	No	No	28-03-2014
6	Mr. Sajjan Jindal	India	Sangita Jindal Family Trust	India	0.00	0.00	0.00	No	No	28-03-2014
7	Mr. Sajjan Jindal	India	Parth Jindal Family Trust	India	0.00	0.00	0.00	No	No	28-03-2014
8	Mr. Sajjan Jindal	India	Tarini Jindal Family Trust	India	0.00	0.00	0.00	No	No	28-03-2014
9	Mr. Sajjan Jindal	India	Tanvi Jindal Family Trust	India	0.00	0.00	0.00	No	No	28-03-2014
10	Mrs. Sangita Jindal	India	JSW Investments Private Limited	India	17.73	0.00	0.00	No	No	31-03-2006
11	Mr. Ratan Jindal	India	Virtuous Tradecorp Private Limited	India	4.87	0.00	0.00	No	No	01-05-2024
12	Mr. Ratan Jindal	India	JSL Limited	India	8.27	0.00	0.00	No	No	01-05-2024
13	Mr. Sajjan Jindal	India	JSW Jaigarh Port Limited	India	0.01	0.00	0.00	No	No	28-03-2014
14	Mr. Sajjan Jindal	India	JSW Paints Limited	India	0.00	0.00	0.00	No	No	28-03-2014
15	Mr. Sajjan Jindal	India	South West Mining Limited	India	0.02	0.00	0.00	No	No	28-03-2014
16	Mrs. Sangita Jindal	India	JTPM Metal Traders Limited	India	0.81	0.00	0.00	No	No	21-01-2026



<b>Table VI - Statement showing foreign ownership limits</b>		
	Board approved limits	Limits utilized
As on shareholding date	100.00	9.95
As on the end of previous 1st quarter	100.00	9.71
As on the end of previous 2nd quarter	100.00	12.37
As on the end of previous 3rd quarter	100.00	12.58
As on the end of previous 4th quarter	100.00	13.63

