



## **INDEPENDENT AUDITORS' REPORT**

**To**  
**The Members of**  
**JSW Renewable Energy (Amba River) Limited**

### **Report on the Audit of Financial Statements**

#### **Opinion**


We have audited the financial statements of **JSW Renewable Energy (Amba River) Limited** (hereinafter referred to as the 'Company') which comprises the Balance Sheet as at March 31, 2024, the Statement of Profit and Loss (including Other Comprehensive Loss), Statement of Changes in Equity and statement of cash flows for the year then ended on that date and notes to the financial statements including a summary of significant accounting policies and other explanatory information (hereinafter referred to as "financial statements").

In our opinion and to the best of our information and according to the explanations given to us, the aforesaid financial statements give the information required by the Companies Act, 2013 ("the Act") in the manner so required and give a true and fair view in conformity with the Indian Accounting Standards prescribed under section 133 of the Act read with the Companies (Indian Accounting Standards) Rules, 2015, as amended, ("Ind AS") and other accounting principles generally accepted in India, of the state of affairs of the Company as at March 31, 2024, and its loss, cash flows and changes in equity for the year ended on that date.

#### **Basis for Opinion**

We conducted our audit in accordance with the Standards on Auditing (SAs) specified under section 143(10) of the Act. Our responsibilities under those Standards are further described in the Auditor's Responsibilities for the Audit of the financial Statements section of our report. We are independent of the Company in accordance with the Code of Ethics issued by the Institute of Chartered Accountants of India (ICAI) together with the ethical requirements that are relevant to our audit of the financial statements under the provisions of the Companies Act, 2013 and the Rules made thereunder, and we have fulfilled our other ethical responsibilities in accordance with these requirements and the Code of Ethics.

We believe that the audit evidence we have obtained is sufficient and appropriate to provide a basis for our audit opinion on the financial statements.



### **Key Audit Matters**

Key audit matters are those matters that, in our professional judgment, were of most significance in our audit of the financial statements of the current period.

We have determined that there are no key audit matters to report in this regard.

### **Information Other than the Financial Statements and Auditor's report thereon**

The Company's Board of Directors is responsible for preparation of other information. The Other information comprises the information included in the Board's Report including Annexures to the Board Report, but does not include the financial statement and our auditor's report thereon.

Our opinion on the financial statements does not cover the other information and we do not express any form of assurance conclusion thereon.


In connection with our audit of the financial statements, our responsibility is to read the other information identified above when it becomes available and, in doing so, consider whether the other information is materially inconsistent with the financial statements or our knowledge obtained during the course of our audit or otherwise appears to be materially misstated.

If, based on the work we have performed, we conclude that there is a material misstatement of this other information, we required to report that fact. We have nothing to report in this regard.

### **Responsibilities of Management and Those Charged with Governance for the financial statements.**

The Company's Board of Directors is responsible for the matters stated in section 134(5) of the Act with respect to the preparation of these financial statements that give a true and fair view of the financial position, financial performance including other comprehensive loss, changes in equity and cash flows of the Company in accordance with the accounting principles generally accepted in India, including Ind AS specified under section 133 of the Act.

This responsibility also includes maintenance of adequate accounting records in accordance with the provisions of the Act for safeguarding of the assets of the Company and for preventing and detecting frauds and other irregularities; selection and application of appropriate implementation and maintenance of accounting policies; making judgments and estimates that are reasonable and prudent; and design, implementation and maintenance of adequate internal financial controls, that were operating effectively for ensuring the accuracy and completeness of the accounting records, relevant to the preparation and presentation of the financial statement that give a true and fair view and are free from material misstatement, whether due to fraud or error.



In preparing the financial statements, Board of Directors is responsible for assessing the Company's ability to continue as a going concern, disclosing, as applicable, matters related to going concern and using the going concern basis of accounting unless the Board of Directors either intends to liquidate the Company or to cease operations, or has no realistic alternative but to do so.


Those Board of Directors are also responsible for overseeing the company's financial reporting process.

### **Auditor's Responsibility for the Audit of the financial statements**

Our objectives are to obtain reasonable assurance about whether the financial statements as a whole are free from material misstatement, whether due to fraud or error, and to issue an auditor's report that includes our opinion. Reasonable assurance is a high level of assurance, but is not a guarantee that an audit conducted in accordance with SAs will always detect a material misstatement when it exists. Misstatements can arise from fraud or error and are considered material if, individually or in the aggregate, they could reasonably be expected to influence the economic decisions of users taken on the basis of these financial statements.

As part of an audit in accordance with SAs, we exercise professional judgment and maintain professional skepticism throughout the audit. We also:

- Identify and assess the risks of material misstatement of the financial statements, whether due to fraud or error, design and perform audit procedures responsive to those risks, and obtain audit evidence that is sufficient and appropriate to provide a basis for our opinion. The risk of not detecting a material misstatement resulting from fraud is higher than for one resulting from error, as fraud may involve collusion, forgery, intentional omissions, misrepresentations, or the override of internal control.
- Obtain an understanding of internal control relevant to the audit in order to design audit procedures that are appropriate in the circumstances. Under section 143(3)(i) of the Companies Act, 2013, we are also responsible for expressing our opinion on whether the company has adequate internal financial controls with reference to financial statements in place and the operating effectiveness of such controls.
- Evaluate the appropriateness of accounting policies used and the reasonableness of accounting estimates and related disclosures made by management.
- Conclude on the appropriateness of management's use of the going concern basis of accounting and, based on the audit evidence obtained, whether a material uncertainty exists related to events or conditions that may cast significant doubt on the Company's ability to continue as a going concern. If we conclude that a material uncertainty exists, we are required to draw attention in our auditor's report to the related disclosures in the financial statements or, if such disclosures are inadequate, to modify our opinion. Our conclusions are based on the audit evidence obtained up to the date of our auditor's report. However, future events or conditions may cause the Company to cease to continue as a going concern.



- Evaluate the overall presentation, structure and content of the financial statements, including the disclosures, and whether the financial statements represent the underlying transactions and events in a manner that achieves fair presentation.

Materiality is the magnitude of misstatements in the financial statements that individually or in aggregate makes it probable that the economic decisions of a reasonably knowledgeable user of the financial statements may be influenced. We consider quantitative materiality and qualitative factors in (i) planning the scope of our audit work and in evaluating the results of our work and (ii) to evaluate the effect of any identified misstatements in the financial statements.

We communicate with those charged with governance regarding, among other matters, the planned scope and timing of the audit and significant audit findings, including any significant deficiencies in internal control that we identify during our audit.

We also provide those charged with governance with a statement that we have complied with relevant ethical requirements regarding independence, and to communicate with them all relationships and other matters that may reasonably be thought to bear on our independence, and where applicable, related safeguards.

From the matters communicated with those charged with governance, we determine those matters that were of most significance in the audit of the financial statements of the current period and are therefore the key audit matters. We describe these matters in our auditor's report unless law or regulation precludes public disclosure about the matter or when, in extremely rare circumstances, we determine that a matter should not be communicated in our report because the adverse consequences of doing so would reasonably be expected to outweigh the public interest benefits of such communication.

### **Report on Other Legal and Regulatory Requirements**


1. As required by Section 143(3) of the Act, we report, to the extent applicable that:
  - a. We have sought and obtained all the information and explanations which to the best of our knowledge and belief were necessary for the purposes of our audit of the financial statements.
  - b. In our opinion, proper books of account as required by law relating to preparation of the aforesaid Financial statement have been kept by the Company so far as it appears from our examination of those books.
  - c. The Balance Sheet, the Statement of Profit and Loss including Other Comprehensive Loss, Statement of Changes in Equity and the Statement of cash flows dealt with by this report are in agreement with the relevant books of account.



- d. In our opinion, the aforesaid financial statements comply with the Ind AS specified under Section 133 of the Act read with Companies (Indian Accounting Standards) Rules, 2015, as amended;
- e. On the basis of the written representations received from the directors of the company as on 31<sup>st</sup> March, 2024 taken on record by the Board of Directors, none of the directors are disqualified as on 31<sup>st</sup> March, 2024 from being appointed as a director in terms of Section 164 (2) of the Act.
- f. With respect to the adequacy of the internal financial controls with reference to financial statements of the Company and the operating effectiveness of such controls, refer to our separate Report in “Annexure A”.
- g. With respect to the other matters to be included in the Auditor’s Report in accordance with the requirements of section 197(16) of the Act, as amended:

In our opinion and to the best of our information and according to the explanations given to us, no remuneration was paid to the directors during the year.

- h. With respect to the other matters to be included in the Auditor’s Report in accordance with Rule 11 of the Companies (Audit and Auditors) Rules, 2014, in our opinion and to the best of our information and according to the explanations given to us:
- i. The Company does not have any material pending litigations which would impact on its financial position in its financial statements (Refer note no 11 to financial statements).
- ii. According to the books of account and records as produced and examined by us and the information and explanations given to us, the Company did not have any long term contracts including derivative contracts for which there were any material foreseeable losses.
- iii. According to the books of account and records as produced and examined by us and the information and explanations given to us, there were no amounts required to be transferred to the investor education and protection fund by the Company.
- iv.
- a) The Management , have represented that, to the best of their knowledge and belief, no funds (which are material either individually or in the aggregate) have been advanced or loaned or invested (either from borrowed funds or share premium or any other sources or kind of funds) by the Company to or in any other person or entity, including foreign entity ("Intermediaries"), with the understanding, whether recorded in writing or otherwise, that the Intermediary shall, whether directly or indirectly lend or invest in other persons or entities identified in any manner whatsoever by or on behalf of the



Company ("Ultimate Beneficiaries") or provide any guarantee, security or the like on behalf of the Ultimate Beneficiaries.

- b) The Management have represented that, to the best of their knowledge and belief, no funds (which are material either individually or in the aggregate) have been received by the Company or any of such subsidiaries from any person or entity, including foreign entity ("Funding Parties"), with the understanding, whether recorded in writing or otherwise, that the Company shall, directly or indirectly, lend or invest in other persons or entities identified in any manner whatsoever by or on behalf of the Funding Party ("Ultimate Beneficiaries") or provide any guarantee, security or the like on behalf of the Ultimate Beneficiaries.
  - c) Based on the audit procedures that have been considered reasonable and appropriate in the circumstances, nothing has come to our notice that has caused us to believe that the representation under sub-clause (i) and (ii) of Rule 11(e), as provided under (a) and (b) above, contain any material misstatement
  - v. The company has not declared or paid any dividend during the financial year in contravention of the provisions of section 123 of Companies Act, 2013.
  - vi. As described note no.17 to the financial statements, based on our examination, which include test checks, the Company has used accounting software for maintaining its books of account for the financial year ended March 31, 2024 which has a feature of recording audit trail (edit log) facility and the same has been operated throughout the year for all relevant transactions recorded in the softwares. Further, during the course of our audit we do not come across any instances of the audit trail feature being tampered with.
2. As required by the Companies (Auditor's Report) Order, 2020 (the "Order") issued by the Central Government in terms of Section 143(11) of the Act, we give in "Annexure B" a statement on the matters specified in paragraphs 3 and 4 of the Order, to the extent applicable.

For **DEVENDRA GOYAL & ASSOCIATES**

Chartered Accountants  
Firm Reg. No. 113315W



**(CA. POOJA PANKAJ BANSAL)**

Partner  
Membership No. 120494  
UDIN: 24120494BKFUFW7689



Place: Mumbai  
Date: 2<sup>nd</sup> May, 2024

**‘ANNEXURE A’ TO THE INDEPENDENT AUDITORS’ REPORT**

**‘ANNEXURE A’ Referred to in “Report on Other Legal and Regulatory Requirements” section of our Auditor’s report of even date to the members of JSW Renewable Energy (Amba River) limited for the year ended 31<sup>st</sup> March, 2024.**

**Report on the Internal Financial Controls under Clause (i) of sub section 3 of Section 143 of the Companies Act, 2013 (“the Act”)**


We have audited the internal financial controls with reference to financial statements of JSW Renewable Energy (Amba River) Limited (“the Company”) as of March 31, 2024 in conjunction with our audit of the financial statements of the Company for the year ended on that date.

**Management’s Responsibility for Internal Financial Controls**

The Company’s Board of Directors is responsible for establishing and maintaining internal financial controls with reference to financial statement based on the internal control over financial reporting criteria established by the Company considering the essential components of internal control stated in the Guidance Note on Audit of Internal Financial Controls over Financial Reporting issued by the Institute of Chartered Accountants of India (the “ICAI”). These responsibilities include the design, implementation and maintenance of adequate internal financial controls that were operating effectively for ensuring the orderly and efficient conduct of its business, including adherence to the Company’s policies, the safeguarding of its assets, the prevention and detection of frauds and errors, the accuracy and completeness of the accounting records, and the timely preparation of reliable financial information, as required under the Act.

**Auditor’s Responsibility**

Our responsibility is to express an opinion on the Company's internal financial controls with reference to financial statements based on our audit. We conducted our audit in accordance with the Guidance Note on Audit of Internal Financial Controls Over Financial Reporting (the “Guidance Note”) issued by the ICAI and the Standards on Auditing, prescribed under Section 143(10) of the Act, to the extent applicable to an audit of internal financial controls with reference to financial statement. Those Standards and the Guidance Note require that we comply with ethical requirements and plan and perform the audit to obtain reasonable assurance about whether adequate internal financial controls over financial reporting was established and maintained and if such controls operated effectively in all material respects.



Our audit involves performing procedures to obtain audit evidence about the adequacy of the internal financial controls with reference to financial statements and their operating effectiveness. Our audit of internal financial controls with reference to financial statements included obtaining an understanding of internal financial controls with reference to financial statements, assessing the risk that a material weakness exists, and testing and evaluating the design and operating effectiveness of internal control based on the assessed risk. The procedures selected depend on the auditor's judgment, including the assessment of the risks of material misstatement of the Ind AS financial statements, whether due to fraud or error.

We believe that the audit evidence we have obtained is sufficient and appropriate to provide a basis for our audit opinion on the internal financial controls with reference to financial statements.

### **Meaning of Internal Financial Controls with reference to financial statements**

A Company's internal financial control with reference to financial statements is a process designed to provide reasonable assurance regarding the reliability of financial reporting and the preparation of financial statements for external purposes in accordance with generally accepted accounting principles. A Company's internal financial control with reference to financial statements includes those policies and procedures that (1) pertain to the maintenance of records that, in reasonable detail, accurately and fairly reflect the transactions and dispositions of the assets of the Company; (2) provide reasonable assurance that transactions are recorded as necessary to permit preparation of financial statements in accordance with generally accepted accounting principles, and that receipts and expenditures of the Company are being made only in accordance with authorizations of management and directors of the Company; and (3) provide reasonable assurance regarding prevention or timely detection of unauthorized acquisition, use, or disposition of the Company's assets that could have a material effect on the Ind AS financial statements.

### **Inherent Limitations of Internal Financial Controls with reference to financial statements**

Because of the inherent limitations of internal financial controls with reference to financial statements, including the possibility of collusion or improper management override of controls, material misstatements due to error or fraud may occur and not be detected. Also, projections of any evaluation of the internal financial controls with reference to financial statements to future periods are subject to the risk that the internal financial control with reference to financial statements may become inadequate because of changes in conditions, or that the degree of compliance with the policies or procedures may deteriorate.




**Opinion**

In our opinion, to the best of our information and according to the explanations given to us, the Company has, broadly, in all material respects, an adequate internal financial controls with reference to financial statements and such internal financial controls with reference to financial statements were operating effectively as at March 31, 2024, based on the criteria for internal financial control with reference to financial statements established by the Company considering the essential components of internal control stated in the Guidance Note on Audit of Internal Financial Controls Over Financial Reporting issued by the ICAI.

For **DEVENDRA GOYAL & ASSOCIATES**  
Chartered Accountants  
Firm Reg. No. 113315W

*Boya*



**(CA. POOJA PANKAJ BANSAL)**  
Partner  
Membership No. 120494  
UDIN: 24120494BKFUFW7689


Place: Mumbai  
Date: 2<sup>nd</sup> May, 2024

**‘ANNEXURE B’ TO THE INDEPENDENT AUDITORS REPORT**

**Referred to in paragraph 2 under “Report on other legal and regulatory requirements” of our report to the members of JSW Renewable Energy (Amba River) limited (‘the company’) of even date.**

On the basis of such checks as were considered appropriate, to the best of our information and according to the explanations given to us during the course of audit, we state that:

- i. Company does not have any Property, Plant and Equipment, right of use assets and Intangible Assets hence reporting under clause 3(i) (a) (A), 3(i) (a) (B) and from 3 (i) (b) to 3 (i) (e) of the Order is not applicable.
- ii.
  - a) Company does not have any inventory, hence reporting under clause 3(ii) (a) of the Order is not applicable
  - b) The company has not been sanctioned working capital limits in excess of Rs. 5.00 crore, in aggregate, at any point of time during the year, from banks or financial institutions on the basis of security of current assets and hence reporting under clause 3(ii) (b) of the order is not applicable
- iii. According to the information and explanation given to us, the Company has not made investments in or provided any guarantee or security or granted any advances in the nature of loans, secured or unsecured, to companies, firms, Limited Liability Partnerships or any other parties and hence reporting under clause 3(iii) (a) to ( f) of the Order is not applicable.
- iv. According to the information and explanation given to us, Company has not given or taken any loans, investment, guarantees, securities the provision of section 185 and 186 of the Companies Act of 2013 hence reporting under clause 3(iv) of the Order is not applicable
- v. According to the information and explanations given to us, the Company has not accepted any deposits and hence reporting under clause 3(v) of the Order is not applicable.
- vi. We have been informed that the Central Government has not prescribed the maintenance of cost records under section 148 (1) of the Act in respect of business activities undertaken by the Company during the year. Hence, reporting under clause (vi) of the Order is not applicable to the Company.



vii.


- a) According to the information and explanation given to us and according to the books of account and records as produced and examined by us in accordance with the generally accepted auditing practices in India, in our opinion, , as such there is no undisputed statutory dues in respect of Goods and Service Tax, Provident fund, Employees' State Insurance, Income Tax, Service Tax, Sales Tax, duty of custom ,duty of excise, value added tax, cess and other material statutory dues applicable to the Company with appropriate authorities. According to the information and explanation given to us, no undisputed amounts payable in respect of the aforesaid statutory dues were outstanding as at the last day of the financial year for a period of more than six months from the date they became payable.
- (b) The disputed statutory dues aggregating Rs. NIL that have not been deposited on account of disputed matters pending before appropriate authorities are as under:

| Sr. No. | Name of the Statue | Nature of the dues | Amount(Rs.) | Period to which the amount relates. | Forum where dispute is pending. |
|---------|--------------------|--------------------|-------------|-------------------------------------|---------------------------------|
| NIL     |                    |                    |             |                                     |                                 |


viii. There were no transactions relating to previously unrecorded income that have been surrendered or disclosed as income during the year in the tax assessments under the Income tax Act, 1961.

ix.

- a) The Company has not taken any borrowings from any lender and hence, reporting under clause 3(ix)(a) of the Order is not applicable.
- b) The Company has not been declared wilful defaulter by any bank or financial institution or government or any government authority.
- c) The Company has not taken any term loan during the year and there are no outstanding term loans at the beginning of the year and hence, reporting under clause 3(ix) (c) of the Order is not applicable.
- d) On overall examination of financial statement, Company has not raised any loan during the year hence, reporting under clause 3(ix) (d) of the Order is not applicable.



- e) On overall examination of financial statement, the company has not taken any funds from person or entity on account of or to meet the obligations of its subsidiaries hence, reporting under clause 3(ix) (e) of the Order is not applicable
- f) The Company does not have any subsidiaries, joint ventures or associate companies and hence reporting on clause 3(ix) (f) of the order is not applicable.
- x. a) The Company has not raised moneys by way of initial public offer or further public offer (including debt instruments) during the year and hence reporting under clause 3(x) (a) of the Order is not applicable.  
b) During the year the Company has not made any preferential allotment or private placement of shares or convertible debentures (fully or partly or optionally) and hence reporting under clause (x)(b) of the Order is not applicable to the Company.
- xi. a) During the course of our examination of the books of account and records of the company carried out in accordance with the generally accepted auditing practices in India and according to the information and explanations given to us, we have neither come across any instance of fraud on or by the Company, noticed or reported during the year, nor have we been informed of such case by the management.  
b) No report under sub-section (12) of section 143 of the Companies Act has been filed in Form ADT- 4 as prescribed under rule 13 of Companies (Audit and Auditors) Rules, 2014 with the Central Government during the year and upto the date of this report.  
c) The company has not received any whistle blower complaints during the year (and upto the date of this report), while determining the nature, timing and extent of our audit procedures.
- xii. According to the information and explanations given to us and based on our examination of the records of the Company, the Company is not a Nidhi Company and hence reporting under clause 3(xii) of the order is not applicable to the Company.
- xiii. According to the information and explanations given to us and based on our examination of the records, all the transactions with related parties are in compliance with section 177 and 188 of the Companies Act, 2013 and all the details have been disclosed as required by the applicable Ind AS.
- xiv. Appointment of Internal Auditors is not applicable to the company as per provision of the Companies Act, 2013 Hence, reporting under clause 3(xiv) (a) & 3 (xiv) (b) of the Order is not applicable



- xv. According to the information and explanation given to us and based on our examination of the records of the Company has not entered into any non-cash transactions during the period with directors or persons connected with its directors and hence provision of section 192 of the companies Act, 2013 are not applicable to the company.
- xvi.
- a) The Company is not required to be registered under section 45-IA of the Reserve Bank of India Act, 1934. Hence, reporting under clause 3(xvi) (a) of the Order is not applicable.
  - b) The Company has not conducted any Non- Banking Financial or Housing Finance activities. Hence, reporting under clause 3(xvi) (b) of the Order is not applicable.
  - c) The Company is not a Core Investment Company (CIC) as defined in the regulations made by the Reserve Bank of India. Hence, reporting under clause 3(xvi) (c) of the Order is not applicable.
  - d) We have been informed by the management that as per the definition of Group under Core Investment Companies (Reserve Bank) Directions 2016, the Group has more than one Core Investment Company (CIC) as part of the group. There are five CIC forming part of the group.
- xvii. The Company has incurred cash losses of Rs. 0.30 lakhs during the financial year covered by our audit and the immediately preceding financial year of Rs 0.30 lakhs.
- xviii. There has been no resignation of the Statutory Auditors of the company during the year. Hence, reporting under clause 3(xviii) of the Order is not applicable
- xix. On the basis of the financial ratios, ageing and expected dates of realization of financial assets and payment of financial liabilities, other information accompanying the financial statements and our knowledge of the board of Directors and Management plans and based on our examination of the evidence supporting the assumptions, nothing has come to our attention, which causes us to believe that any material uncertainty exists as on the date of audit report indicating the company is not capable of meeting its liabilities existing at the date of balancesheet as and when they fall due within a period of one year from the balance sheet date. We, however, state that this is not an assurance as to the future viability of the company. We further state that our reporting is based on the facts up to the date of the audit report and we neither give any guarantee nor any assurance that all liabilities falling due within a period of one year from the balance sheet date, will get discharged by the Company as and when they fall due.




- xx.
- a) Company is not covered under section 135 of the Companies Act, 2013, hence, reporting under clause 3(xx) (a) and (b) of the Order related to CSR is not applicable.
- xxi. The reporting under clause 3(xxi) of the Order is not applicable in respect of the audit of statements and hence no comment in respect of the said clause has been included in this report.

For **DEVENDRA GOYAL & ASSOCIATES**

Chartered Accountants

Firm Reg. No. 113315W



**(CA. POOJA PANKAJ BANSAL)**

Partner

Membership No. 120494

UDIN: 24120494BKFUFW7689

Place: Mumbai

Date: 2<sup>nd</sup> May, 2024


**JSW Renewable Energy (Amba River) Limited**  
**Balance Sheet as at 31st March, 2024**

(₹ in lakhs)


| Particulars                                        |                                                                              | Notes No. | As at 31st March, 2024 | As at 31st March, 2023 |
|----------------------------------------------------|------------------------------------------------------------------------------|-----------|------------------------|------------------------|
| <b>A</b>                                           | <b>ASSETS</b>                                                                |           |                        |                        |
| <b>1</b>                                           | <b>Current assets</b>                                                        |           |                        |                        |
|                                                    | (a) Financial assets                                                         |           |                        |                        |
|                                                    | (i) Cash and cash equivalents                                                | 4         | 0.70                   | 1.00                   |
|                                                    | <b>Total current assets</b>                                                  |           | <b>0.70</b>            | <b>1.00</b>            |
|                                                    | <b>Total assets</b>                                                          |           | <b>0.70</b>            | <b>1.00</b>            |
| <b>B</b>                                           | <b>EQUITY AND LIABILITIES</b>                                                |           |                        |                        |
| <b>1</b>                                           | <b>Equity</b>                                                                |           |                        |                        |
|                                                    | (a) Equity share capital                                                     | 5         | 1.00                   | 1.00                   |
|                                                    | (b) Other equity                                                             | 6         | (0.60)                 | (0.30)                 |
|                                                    | <b>Total equity</b>                                                          |           | <b>0.40</b>            | <b>0.70</b>            |
| <b>2</b>                                           | <b>LIABILITIES</b>                                                           |           |                        |                        |
| <b>I</b>                                           | <b>Current liabilities</b>                                                   |           |                        |                        |
|                                                    | (a) Financial liabilities                                                    |           |                        |                        |
|                                                    | (i) Trade payables                                                           | 7         |                        |                        |
|                                                    | - Total outstanding dues of micro                                            |           | 0.30                   | 0.30                   |
|                                                    | - Total outstanding dues of creditors other than micro enterprises and small |           | -                      | -                      |
|                                                    | <b>Total current liabilities</b>                                             |           | <b>0.30</b>            | <b>0.30</b>            |
|                                                    | <b>Total equity and liabilities</b>                                          |           | <b>0.70</b>            | <b>1.00</b>            |
| See accompanying notes to the financial statements |                                                                              | 1-19      |                        |                        |


In terms of our report attached  
**For Devendra Goyal & Associates**  
Chartered Accountants  
Firm Registration No.: 113315W

  
**CA Pooja Pankaj Bansal**  
Partner  
Membership No.: 120494



**For and on behalf of the Board of Directors**

  
**Hirva Vipul Shah**  
Director  
[DIN:00437534]

  
**Prafull Pallav Katiyar**  
Director  
[DIN:09643821]

Place: Mumbai  
Date : 2nd May, 2024


Place: Mumbai  
Date : 2nd May, 2024


**JSW Renewable Energy (Amba River) Limited**  
**Statement of Profit and Loss for the year ended 31st March, 2024**

(₹ in lakhs)



| Particulars                                                    | Notes No. | For the year ended 31st March, 2024 | For the period from 5th August, 2022 to 31st March, 2023 |
|----------------------------------------------------------------|-----------|-------------------------------------|----------------------------------------------------------|
| I Revenue from operations                                      |           | -                                   | -                                                        |
| II Other income                                                |           | -                                   | -                                                        |
| III <b>Total Income (I + II)</b>                               |           | -                                   | -                                                        |
| <b>IV EXPENSES</b>                                             |           |                                     |                                                          |
| (b) Other expenses                                             | 8         | 0.30                                | 0.30                                                     |
| <b>Total Expenses (IV)</b>                                     |           | <b>0.30</b>                         | <b>0.30</b>                                              |
| V <b>Loss before tax (III-IV)</b>                              |           | <b>(0.30)</b>                       | <b>(0.30)</b>                                            |
| VI <b>Tax Expense</b>                                          |           | -                                   | -                                                        |
| (1) Current tax                                                |           | -                                   | -                                                        |
| (2) Deferred tax                                               |           | -                                   | -                                                        |
| <b>Total tax expense</b>                                       |           | -                                   | -                                                        |
| VII <b>Loss after tax (V-VI)</b>                               |           | <b>(0.30)</b>                       | <b>(0.30)</b>                                            |
| VIII <b>Other comprehensive loss</b>                           |           | -                                   | -                                                        |
| IX <b>Total comprehensive loss for the period (VII + VIII)</b> |           | <b>(0.30)</b>                       | <b>(0.30)</b>                                            |
| X <b>Earnings per equity share of ₹ 10 each</b>                |           |                                     |                                                          |
| Basic & Diluted ₹                                              | 10        | (2.95)                              | (2.95)                                                   |
| <b>See accompanying notes to the financial statements</b>      | 1-19      |                                     |                                                          |

In terms of our report attached  
**For Devendra Goyal & Associates**  
Chartered Accountants  
Firm Registration No.: 113315W

  
**CA Pooja Pankaj Bansal**  
Partner  
Membership No.: 120494



**For and on behalf of the Board of Directors**

   
**Hirva Vipul Shah** **Prafull Pallav Katiyar**  
Director Director  
[DIN:00437534] [DIN:09643821]

Place: Mumbai  
Date : 2nd May, 2024

Place: Mumbai  
Date : 2nd May, 2024

**JSW Renewable Energy (Amba River) Limited**  
**Statement of Changes in Equity for the year ended 31st March, 2024**

**A] Equity share capital**

|                                                   | No of shares  | (₹ in lakhs) |
|---------------------------------------------------|---------------|--------------|
| Balance as at 05th August, 2022                   | -             | -            |
| Changes in equity share capital during the period | 10,000        | 1.00         |
| <b>Balance as at 31st March, 2023</b>             | <b>10,000</b> | <b>1.00</b>  |
| Balance as at 1st April, 2023                     | 10,000        | 1.00         |
| Changes in equity share capital during the year   | -             | -            |
| <b>Balance as at 31st March, 2024</b>             | <b>10,000</b> | <b>1.00</b>  |


**B] Other Equity**

(₹ in lakhs)

| Particulars                           | Reserves and surplus | Total         |
|---------------------------------------|----------------------|---------------|
|                                       | Retained earnings    |               |
| Balance as at 05th August, 2022       |                      |               |
| Loss for the period                   | (0.30)               | (0.30)        |
| <b>Balance as at 31st March, 2023</b> | <b>(0.30)</b>        | <b>(0.30)</b> |
| Loss for the year                     | (0.30)               | (0.30)        |
| <b>Balance as at 31st March, 2024</b> | <b>(0.60)</b>        | <b>(0.60)</b> |


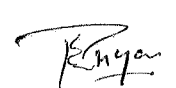
See accompanying notes to the financial statements notes no 1 to 19

In terms of our report attached  
**For Devendra Goyal & Associates**  
Chartered Accountants  
Firm Registration No.: 113315W

  
**CA Pooja Pankaj Bansal**  
Partner  
Membership No.: 120494



For and on behalf of Board of Directors

   
**Hirva Vipul Shah** **Prafull Pallav Katiyar**  
Director Director  
[DIN:00437534] [DIN:09643821]

Place: Mumbai  
Date : 2nd May, 2024

Place: Mumbai  
Date : 2nd May, 2024

**JSW Renewable Energy (Amba River) Limited**  
**Statement of Cash Flow for the year ended 31st March, 2024**

(₹ in lakhs)

| Particulars                                                                | For the year ended<br>31st March, 2024 | For the period from<br>05th August, 2022 to<br>31st March, 2023 |
|----------------------------------------------------------------------------|----------------------------------------|-----------------------------------------------------------------|
| <b>A Cash Flow from operating activities</b>                               |                                        |                                                                 |
| Loss before tax                                                            | (0.30)                                 | (0.30)                                                          |
| Operating loss before working capital changes                              | (0.30)                                 | (0.30)                                                          |
| Adjustment for movement in working capital :                               |                                        |                                                                 |
| Increase / (decrease) in trade payables and other liabilities              | -                                      | 0.30                                                            |
| <b>Net cash (used in) / generated from operating activities (A)</b>        | <b>(0.30)</b>                          | <b>-</b>                                                        |
| <b>B Cash flow from investing activities</b>                               |                                        |                                                                 |
| <b>Net cash (used in) / generated from investment activities (B)</b>       | <b>-</b>                               | <b>-</b>                                                        |
| <b>C Cash Flow from Financing Activities</b>                               |                                        |                                                                 |
| Proceed from issue of equity shares                                        | -                                      | 1.00                                                            |
| <b>Net cash (used in) / generated from financing activities (C)</b>        | <b>-</b>                               | <b>1.00</b>                                                     |
| <b>Net (decrease) / increase in cash and cash equivalents (A+B+C)</b>      | <b>(0.30)</b>                          | <b>1.00</b>                                                     |
| <b>Cash and cash equivalents - at the beginning of the period</b>          | <b>1.00</b>                            | <b>-</b>                                                        |
| <b>Cash and cash equivalents - at the end of the year</b>                  | <b>0.70</b>                            | <b>1.00</b>                                                     |
| <b>See accompanying notes to the financial statements notes no 1 to 19</b> |                                        |                                                                 |

As per our attached report of even date

**For Devendra Goyal & Associates**

Chartered Accountants


Firm Registration No.: 113315W



**CA Pooja Pankaj Bansal**

Partner

Membership No.: 120494



**For and on behalf of the Board of Directors**



**Hirva Vipul Shah**

Director

[DIN:00437534]



**Prafull Pallav Katiyar**

Director

[DIN:09643821]

Place: Mumbai

Date : 2nd May, 2024

Place: Mumbai

Date : 2nd May, 2024

# JSW Renewable Energy (Amba River) Limited

## Notes to the financial statements for the year ended 31st March, 2024

### Note No. 1 - General information:

JSW Renewable Energy (Amba River) Limited ("the Company") is a public limited company incorporated on 5<sup>th</sup> August, 2022 under the Companies Act, 2013. The Company forms part of the JSW Energy group, and is a 100% subsidiary of JSW Neo Energy Limited. The registered office of the Company is located at JSW Centre, Bandra Kurla Complex, Bandra (East), Mumbai, Maharashtra. The Company will be engaged in the business of generation of power from renewable sources.

### Note No. 2.1- Recent Accounting Pronouncement:

Ministry of Corporate Affairs ("MCA") notifies new standards or amendments to the existing standards under Companies (Indian Accounting Standards) Rules as issued from time to time. For the year ended March 31, 2024, MCA has not notified any new standards or amendments to the existing standards applicable to the Company.

### Note No. 2.2 - Statement of compliance:

The Financial Statements of the Company which comprise the Balance Sheet as at 31st March, 2024, the Statement of Profit and Loss, the Statement of Cash Flows and the Statement of Changes in Equity for the year ended 31st March, 2024, and a summary of the material accounting policies and other explanatory information (together hereinafter referred to as "Financial Statements") have been prepared in accordance with Indian Accounting Standards notified under Section 133 of the Companies Act, 2013 read with the Companies (Indian Accounting Standards) Rules as amended from time to time, the provisions of the Companies Act, 2013 ("the Act") to the extent notified and other accounting principles generally accepted in India.

The Financial Statements were approved by the Board of Directors on 02nd May, 2024.

### Note No. 2.3 - Basis of preparation of financial statements:

The Financial Statements are prepared on the historical cost basis except for certain financial instruments that are measured at fair values at the end of each reporting period, as explained in the accounting policies below. Presentation requirements of Division II of Schedule III to the Companies Act, 2013, as applicable to the Financial Statements have been followed. The Financial Statements are presented in Indian Rupees ('INR') in lakhs, which is functional currency of the Company, and rounded off to two decimal places as per by Schedule III to the Companies Act, 2013.


### Current and non-current classification :

The Company presents assets and liabilities in the balance sheet based on current / noncurrent classification.

An asset is classified as current when it satisfies any of the following criteria:

- it is expected to be realised in, or is intended for sale or consumption in the normal operating cycle;
- it is held primarily for the purpose of being traded;
- it is expected to be realised within 12 months after the reporting date; or
- it is cash or cash equivalent unless it is restricted from being exchanged or used to settle a liability for at least 12 months after the reporting date.

All other assets are classified as non-current.



# JSW Renewable Energy (Amba River) Limited

## Notes to the financial statements for the year ended 31st March, 2024

A liability is classified as current when it satisfies any of the following criteria:

- it is expected to be settled in the Company's normal operating cycle;
- it is held primarily for the purpose of being traded;
- it is due to be settled within 12 months after the reporting date; or the Company does not have an unconditional right to defer settlement of the liability for at least 12 months after the reporting date. Terms of a liability that could, at the option of the counterparty, result in its settlement by the issue of equity instruments do not affect its classification.

All other liabilities are classified as non-current.

The operating cycle is the time between the acquisition of assets for processing and their realisation in cash and cash equivalents.

Deferred tax assets and liabilities are classified as non-current only.

### **Note No. 2.4 - Material accounting policies:**

#### **I Cash and cash equivalents:**

Cash and cash equivalent in the balance sheet comprise cash at banks and on hand and demand deposits with an original maturity of three months or less and highly liquid investments that are readily convertible into known amounts of cash and which are subject to an insignificant risk of changes in value net of outstanding bank overdrafts as they are considered an integral part of the company's cash management.

#### **II Taxation:**


Income tax comprises current and deferred tax. Income tax expense is recognized in the statement of profit and loss except to the extent it relates to items directly recognized in equity or in other comprehensive income.

#### **Current tax :**

The tax currently payable is based on taxable profit for the year. Taxable profit differs from 'profit before tax' as reported in the statement of profit and loss because of items of income or expense that are taxable or deductible in other years and items that are never taxable or deductible. The company's current tax is calculated using tax rates that have been enacted or substantively enacted by the end of the reporting period.

#### **Deferred tax :**

Deferred tax is recognised on temporary differences between the carrying amounts of assets and liabilities in the financial statements and the corresponding tax bases used in the computation of taxable profit. Deferred tax liabilities are generally recognised for all taxable temporary differences. Deferred tax assets are generally recognised for all deductible temporary differences to the extent that it is probable that taxable profits will be available against which those deductible temporary differences can be utilised. Such deferred tax assets and liabilities are not recognised if the temporary difference arises from the initial recognition (other than in a business combination) of assets and liabilities in a transaction that affects neither the taxable profit nor the accounting profit.



# **JSW Renewable Energy (Amba River) Limited**

## **Notes to the financial statements for the year ended 31st March, 2024**

The carrying amount of deferred tax assets is reviewed at the end of each reporting period and reduced to the extent that it is no longer probable that sufficient taxable profits will be available to allow all or part of the asset to be recovered.

Deferred tax liabilities and assets are measured at the tax rates that are expected to apply in the period in which the liability is settled or the asset realised, based on tax rates (and tax laws) that have been enacted or substantively enacted by the end of the reporting period.

The measurement of deferred tax liabilities and assets reflects the tax consequences that would follow from the manner in which the company expects, at the end of the reporting period, to recover or settle the carrying amount of its assets and liabilities.

Deferred tax assets and liabilities are offset if a legally enforceable right exists to set off current tax assets against current tax liabilities and the deferred tax assets relate to the same taxable entity and same taxation authority.

### **Current and deferred tax for the year**

Current and deferred tax are recognised in profit or loss, except when they relate to items that are recognised in other comprehensive income or directly in equity, in which case, the current and deferred tax are also recognised in other comprehensive income or directly in equity respectively. Where current tax or deferred tax arises from the initial accounting for a business combination, the tax effect is included in the accounting for the business combination.

### **III Earnings per share:**

Basic earnings per share is computed by dividing the profit/(Loss) for the year by the weighted average number of equity shares outstanding during the year. The weighted average number of equity shares outstanding during the year is adjusted for treasury shares, bonus issue, bonus element in a rights issue to existing shareholders, share split and reverse share split (consolidation of shares).

Diluted earnings per share is computed by dividing the profit/(Loss) for the year as adjusted for dividend, interest and other charges to expense or income (net of any attributable taxes) relating to the dilutive potential equity shares, by the weighted average number of equity shares considered for deriving basic earnings per share and the weighted average number of equity shares which could have been issued on the conversion of all dilutive potential equity shares. Potential equity shares are deemed to be dilutive only if their conversion to equity shares would decrease the net profit per share from continuing ordinary operations. Potential dilutive equity shares are deemed to be converted as at the beginning of the period, unless they have been issued at a later date.

### **IV Provisions, Contingencies and commitments :**

Provisions are recognised when the Company has a present obligation (legal or constructive) as a result of a past event and it is probable that the Company will be required to settle the obligation, and a reliable estimate can be made of the amount of the obligation.

The amount recognised as a provision is the best estimate of the consideration required to settle the present obligation at the end of the reporting period, taking into account the risks and uncertainties



# **JSW Renewable Energy (Amba River) Limited**

## **Notes to the financial statements for the year ended 31st March, 2024**

surrounding the obligation. When a provision is measured using the cash flows estimated to settle the present obligation, its carrying amount is the present value of those cash flows (when the effect of the time value of money is material).

When some or all of the economic benefits required to settle a provision are expected to be recovered from a third party, a receivable is recognised as an asset if it is virtually certain that reimbursement will be received and the amount of the receivable can be measured reliably.

A disclosure for contingent liabilities is made where there is:

- a) a possible obligation that arises from past events and whose existence will be confirmed only by the occurrence or non-occurrence of one or more uncertain future events not wholly within the control of the entity; or
- b) a present obligation that arises from past events but is not recognized because:
  - (i) it is not probable that an outflow of resources embodying economic benefits will be required to settle the obligation; or
  - (ii) the amount of the obligation cannot be measured with sufficient reliability.

A contingent asset is a possible asset that arises from past events and whose existence will be confirmed only by the occurrence or non-occurrence of one or more uncertain future events not wholly within the control of the entity.

Commitments include the amount of purchase order (net of advances) issued to parties for completion of assets.

Provisions, contingent liabilities, contingent assets and commitments are reviewed at each reporting period.

Provisions for onerous contracts are recognized when the expected economic benefits to be received by the Company from a contract are lower than the unavoidable costs of meeting the future obligations under the contract.

### **V Financial instruments:**

Financial assets and financial liabilities are recognised when a company becomes a party to the contractual provisions of the instruments.


#### **(a) Financial assets:**

##### **(i) Initial recognition and measurement:**

All financial assets are recognized initially at fair value. In case of financial assets not recorded at fair value through profit or loss (FVTPL), financial assets are recognized at transaction costs that are attributable to the acquisition of financial assets. However, trade receivables that do not contain a significant financing component are measured at transaction price. Purchases and sales of financial assets are recognised on the trade date, which is the date on which the Company becomes a party to the contractual provisions of the instrument.

##### **(ii) Subsequent measurement:**

**Financial assets carried at amortised cost** - A financial asset is subsequently measured at amortised cost if it is held within a business model whose objective is to hold the asset in order to collect



# JSW Renewable Energy (Amba River) Limited

## Notes to the financial statements for the year ended 31st March, 2024

contractual cash flows and the contractual terms of the financial asset give rise on specified dates to cash flows that are solely payments of principal and interest on the principal amount outstanding.

**Financial assets at fair value through other comprehensive income (FVTOCI)** - A financial asset is measured at fair value through other comprehensive income if it is held within a business model whose objective is achieved by both collecting contractual cash flows and selling financial assets and the contractual terms of the financial asset give rise on specified dates to cash flows that are solely payments of principal and interest on the principal amount outstanding.

**Financial assets at fair value through profit or loss (FVTPL)** - A financial asset which is not classified in any of the above categories are fair valued through Statement of Profit and Loss.

Financial assets, other than equity instruments, are subsequently measured at amortised cost, fair value through other comprehensive income or fair value through profit or loss on the basis of both:  
(a) the entity's business model for managing the financial assets and  
(b) the contractual cash flow characteristics of the financial asset.

A financial asset that meets the amortised cost criteria or debt instruments that meet the FVTOCI criteria, may be designated as at FVTPL as at initial recognition if such designation reduces or eliminates a measurement or recognition inconsistency (referred to as 'accounting mismatch').

### (iii) Impairment

The Company recognises a loss allowance for Expected Credit Losses (ECL) on financial assets that are measured at amortised cost and at FVTOCI. The credit loss is difference between all contractual cash flows that are due to an entity in accordance with the contract and all the cash flows that the entity expects to receive (i.e. all cash shortfalls), discounted at the original effective interest rate. This is assessed on an individual or collective basis after considering all reasonable and supportable information including that which is forward-looking.

The Company's trade receivables or contract revenue receivables do not contain significant financing component and loss allowance on trade receivables is measured at an amount equal to life time expected losses i.e. expected cash shortfall, being simplified approach for recognition of impairment loss allowance.

Under simplified approach, the Company does not track changes in credit risk. Rather it recognizes impairment loss allowance based on the lifetime ECL at each reporting date right from its initial recognition. The Company uses a provision matrix to determine impairment loss allowance on the portfolio of trade receivables.

The provision matrix is based on its historically observed default rates over the expected life of the trade receivable and is adjusted for forward looking estimates. At every reporting date, the historical observed default rates are updated and changes in the forward-looking estimates are analysed.

For financial assets other than trade receivables, the Company recognises 12-months ECL for all originated or acquired financial assets if at the reporting date the credit risk of the financial asset has not increased significantly since its initial recognition. The ECL are measured as lifetime ECL if the credit risk on financial asset increases significantly since its initial recognition. If, in a



# JSW Renewable Energy (Amba River) Limited

## Notes to the financial statements for the year ended 31st March, 2024

subsequent period, credit quality of the instrument improves such that there is no longer significant increase in credit risks since initial recognition, then the Company reverts to recognizing impairment loss allowance based on 12 months ECL. The impairment losses and reversals are recognised in Statement of Profit and Loss. For equity instruments and financial assets measured at FVTPL, there is no requirement for impairment testing.

### (iv) Derecognition:

The Company derecognises a financial asset when the contractual rights to the cash flows from the asset expire, or when it transfers the financial asset and substantially all the risks and rewards of ownership of the asset to another party. If the Company neither transfers nor retains substantially all the risks and rewards of ownership and continues to control the transferred asset, the Company recognises its retained interest in the asset and an associated liability for amounts it may have to pay. If the Company retains substantially all the risks and rewards of ownership of a transferred financial asset, the Company continues to recognise the financial asset and also recognises a collateralised borrowing for the proceeds received.

On derecognition of a financial asset in its entirety, the difference between the asset's carrying amount and the sum of the consideration received and receivable and the cumulative gain or loss that had been recognised in other comprehensive income and accumulated in equity is recognised in Statement of Profit and Loss if such gain or loss would have otherwise been recognised in Statement of Profit and Loss on disposal of that financial asset.


On derecognition of a financial asset other than in its entirety (e.g. when the Company retains an option to repurchase part of a transferred asset), the Company allocates the previous carrying amount of the financial asset between the part it continues to recognise under continuing involvement, and the part it no longer recognises on the basis of the relative fair values of those parts on the date of the transfer. The difference between the carrying amount allocated to the part that is no longer recognised and the sum of the consideration received for the part no longer recognised and any cumulative gain or loss allocated to it that had been recognised in other comprehensive income is recognised in Statement of Profit and Loss if such gain or loss would have otherwise been recognised in Statement of Profit and Loss on disposal of that financial asset. A cumulative gain or loss that had been recognised in other comprehensive income is allocated between the part that continues to be recognised and the part that is no longer recognised on the basis of the relative fair values of those parts.

### (v) Income from Financial Assets

Dividend and interest income:

Dividend income from investments is recognised when the shareholder's right to receive payment has been established.

Interest income is accrued on a time basis, by reference to the principal outstanding and at the effective interest rate applicable, which is the rate that exactly discounts estimated future cash receipts through the expected life of the financial asset to that asset's net carrying amount on initial recognition.



# JSW Renewable Energy (Amba River) Limited

## Notes to the financial statements for the year ended 31st March, 2024

### (b) Financial liabilities and equity instruments:

#### (i) Classification as debt or equity:

Debt and equity instruments issued by a group entity are classified as either financial liabilities or as equity in accordance with the substance of the contractual arrangements and the definitions of a financial liability and an equity instrument.

#### (ii) Equity instruments:

An equity instrument is any contract that evidences a residual interest in the assets of an entity after deducting all of its liabilities. Equity instruments issued by a Company entity are recognised at the proceeds received, net of direct issue costs.

Repurchase of the Parent Company's own equity instruments is recognised and deducted directly in equity. No gain or loss is recognised in the Statement of Profit and Loss on the purchase, sale, issue or cancellation of the Parent Company's own equity instruments.

#### (iii) Initial recognition and measurement:

All financial liabilities are recognized initially at fair value and in case of loans net of directly attributable cost. Fees of recurring nature are directly recognised in Statement of Profit and Loss as finance cost.

#### (iv) Subsequent measurement:

Financial liabilities are carried at amortised cost using the effective interest method. For trade and other payables maturing within one year from the Balance Sheet date, the carrying amounts approximate fair value due to the short maturity of these instruments.

#### (v) Derecognition:

The Company derecognises financial liabilities when, and only when, the Company's obligations are discharged, cancelled or have expired. An exchange with a lender of debt instruments with substantially different terms is accounted for as an extinguishment of the original financial liability and the recognition of a new financial liability. Similarly, a substantial modification of the terms of an existing financial liability (whether or not attributable to the financial difficulty of the debtor) is accounted for as an extinguishment of the original financial liability and the recognition of a new financial liability. The difference between the carrying amount of the financial liability derecognised and the consideration paid and payable is recognised in Statement of Profit and Loss.


### (c) Offsetting of financial assets and liabilities:

Financial assets and financial liabilities are offset and the net amount is reported in the Balance Sheet if there is a currently enforceable legal right to offset the recognised amounts and there is an intention to settle on a net basis, to realise the assets and settle the liabilities simultaneously.

### (d) Fair Value measurement:

The Company measures financial instruments, such as, derivatives at fair value at each balance sheet date.

Fair value is the price that would be received to sell an asset or paid to transfer a liability in an orderly transaction between market participants at the measurement date. The fair value measurement is based on the presumption that the transaction to sell the asset or transfer the liability takes place either:



# JSW Renewable Energy (Amba River) Limited

## Notes to the financial statements for the year ended 31st March, 2024

- i) In the principal market for the asset or liability, or
- ii) In the absence of a principal market, in the most advantageous market for the asset or liability

The principal or the most advantageous market must be accessible by the Company.

The fair value of an asset or a liability is measured using the assumptions that market participants would use when pricing the asset or liability, assuming that market participants act in their economic best interest.

A fair value measurement of a non-financial asset takes into account a market participant's ability to generate economic benefits by using the asset in its highest and best use or by selling it to another market participant that would use the asset in its highest and best use.

The Company uses valuation techniques that are appropriate in the circumstances and for which sufficient data are available to measure fair value, maximizing the use of relevant observable inputs and minimizing the use of unobservable inputs.

All assets and liabilities for which fair value is measured or disclosed in the financial statements are categorised within the fair value hierarchy, described as follows, based on the lowest level input that is significant to the fair value measurement as a whole:

Level 1 — Quoted (unadjusted) market prices in active markets for identical assets or liabilities

Level 2 — Valuation techniques for which the lowest level input that is significant to the fair value measurement is directly or indirectly observable

Level 3 — Valuation techniques for which the lowest level input that is significant to the fair value measurement is unobservable.


For the purpose of fair value disclosures, the Company has determined classes of assets and liabilities on the basis of the nature, characteristics and risks of the asset or liability and the level of the fair value hierarchy as explained above.

### VI Statement of cash flows:

Statement of Cash Flows is prepared segregating the cash flows into operating, investing and financing activities. Cash flow from operating activities is reported using indirect method adjusting the net profit for the effects of:

- (i) changes during the period in inventories and operating receivables and payables, transactions of a non-cash nature;
- (ii) non-cash items such as depreciation, provisions, and unrealised foreign currency gains and losses etc.; and;
- (iii) all other items for which the cash effects are investing or financing cash flows

Cash and cash equivalents comprise cash at banks and on hand, short-term deposits with an original maturity of three months or less and liquid investments, which are subject to insignificant risk of changes in value.



# JSW Renewable Energy (Amba River) Limited

## Notes to the financial statements for the year ended 31st March, 2024

### **Note No. 3 - Key sources of estimation uncertainty and critical accounting judgements:**

In the course of applying the policies outlined in all notes under note 2.4, the Company is required to make judgements, estimates and assumptions about the carrying amount of assets and liabilities that are not readily apparent from other sources. The estimates and associated assumptions are based on historical experience and other factors that are considered to be relevant. Actual results may differ from these estimates.

The estimates and underlying assumptions are reviewed on an ongoing basis. Revisions to accounting estimates are recognised in the period in which the estimate is revised if the revision affects only that period, or in the period of the revision and future period, if the revision affects current and future periods.

### **Key sources of estimation uncertainties**

#### **Provisions and Contingencies**

In the normal course of business, contingent liabilities arise from litigations and claims. Potential liabilities that are possible but not probable of crystallising or are very difficult to quantify reliably are treated as contingent liabilities. Such contingent liabilities are disclosed in the notes but are not recognised. Potential liabilities that are remote are neither recognized nor disclosed as contingent liability. The management decides whether the matters needs to be classified as 'remote,' 'possible' or 'probable' based on expert advice, past judgements, terms of the contract, regulatory provisions etc.

#### **Fair value measurements**


Some of the company's assets and liabilities are measured at fair value for financial reporting purposes. The management determines the appropriate valuation techniques and inputs for fair value measurements. In estimating the fair value of an asset or a liability, the company uses market-observable data to the extent it is available. Where Level 1 inputs are not available, the company engages third party qualified valuers to perform the valuation. The management works closely with the qualified external valuers to establish the appropriate valuation techniques and inputs to the model.

#### **Critical judgements in applying accounting policies:**

The management has reviewed all the transactions and not found any material changes in preparation of financial statements in accordance with Ind ASs notified.

#### **Income Taxes :**

Significant judgements are involved in determining the provision for income taxes, including amount expected to be paid/ recovered for uncertain tax positions. In assessing the realizability of deferred tax assets arising from unused tax credits, the management considers convincing evidence about availability of sufficient taxable income against which such unused tax credits can be utilized. The amount of the deferred income tax assets considered realizable, however, could change if estimates of future taxable income changes in the future.



**JSW Renewable Energy (Amba River) Limited**  
**Notes to the financial statements for the year ended 31st March, 2024**

Note No. 4 - Cash and cash equivalents:

(₹ in lakhs)

| Particulars          | As at<br>31st March, 2024 | As at<br>31st March, 2023 |
|----------------------|---------------------------|---------------------------|
| Balances with banks  |                           |                           |
| - In current account | 0.70                      | 1.00                      |
| <b>Total</b>         | <b>0.70</b>               | <b>1.00</b>               |



**JSW Renewable Energy (Amba River) Limited**  
**Notes to the financial statements for the year ended 31st March, 2024**

**Note No. 5 - Equity share capital:**

| Particulars                                   | As at 31st March, 2024 |             | As at 31st March, 2023 |             |
|-----------------------------------------------|------------------------|-------------|------------------------|-------------|
|                                               | No. of shares          | ₹ in lakhs  | No. of shares          | ₹ in lakhs  |
| <b>Authorised:</b>                            |                        |             |                        |             |
| Equity shares of ₹ 10 each with voting rights | 1,000,000              | 100.00      | 1,000,000              | 100.00      |
| <b>Issued, Subscribed and Fully Paid:</b>     |                        |             |                        |             |
| Equity shares of ₹ 10 each with voting rights | 10,000                 | 1.00        | 10,000                 | 1.00        |
| <b>Total</b>                                  | <b>10,000</b>          | <b>1.00</b> | <b>10,000</b>          | <b>1.00</b> |

a) Reconciliation of the number of shares outstanding at the beginning and end of the year:

| Particulars                                    | For the year ended<br>31st March, 2024 | For the period from<br>5th August, 2022<br>to 31st March, 2023 |
|------------------------------------------------|----------------------------------------|----------------------------------------------------------------|
|                                                | No. of shares                          | No. of shares                                                  |
| Balance as at the beginning of the year/period | 10,000                                 | -                                                              |
| Shares issued during the year/period           | -                                      | 10,000                                                         |
| Balance as at the end of the year              | 10,000                                 | 10,000                                                         |

b) Rights, preferences and restrictions attached to equity shares:

(i) The Company has only one class of equity shares having a par value of ₹ 10 each. Each holder of equity shares is entitled to one vote per share.

(ii) In the event of liquidation, the equity shareholders are eligible to receive the remaining assets of the Company after distribution of all preferential amount, in proportion to the shareholding.

c) Details of shareholders holding more than 5% shares in the Company are set out below:

| Name of the Shareholders | As at<br>31st March, 2024 |     | As at<br>31st March, 2023 |     |
|--------------------------|---------------------------|-----|---------------------------|-----|
|                          | No. of shares             | %   | No. of shares             | %   |
| JSW Neo Energy Limited   | 9,994                     | 100 | 9,994                     | 100 |

d) Shares held by Promoters at the end of the year/period:

| Name of the Promoter              | As at<br>31st March, 2024 |                   | As at<br>31st March, 2023 |                   | % change during<br>the year |
|-----------------------------------|---------------------------|-------------------|---------------------------|-------------------|-----------------------------|
|                                   | No. of Shares             | % of total shares | No. of Shares             | % of total shares |                             |
| JSW Neo Energy Limited            | 9,994                     | 100               | 9,994                     | 100               | -                           |
| JSW Hydro Energy Limited          | 1                         | 0                 | 1                         | 0                 | -                           |
| JSW Energy (Barmer) Limited       | 1                         | 0                 | 1                         | 0                 | -                           |
| JSW Energy (Kutehr) Limited       | 1                         | 0                 | 1                         | 0                 | -                           |
| JSW Power Trading Company Limited | 1                         | 0                 | 1                         | 0                 | -                           |
| JSW Renew Energy Limited          | 1                         | 0                 | 1                         | 0                 | -                           |
| JSW Renew Energy Two Limited      | 1                         | 0                 | 1                         | 0                 | -                           |


**Note No. 6 - Other equity:**

(₹ in lakhs)

| Particulars                           | As at<br>31st March, 2024 |
|---------------------------------------|---------------------------|
| Balance as at 1st April, 2023         | (0.30)                    |
| Retained earnings                     | (0.30)                    |
| <b>Balance as at 31st March, 2024</b> | <b>(0.60)</b>             |

**Retained earnings:**

Retained earnings comprise balances of accumulated (undistributed) profit or loss at each year end.



**JSW Renewable Energy (Amba River) Limited**  
**Notes to the financial statements for the year ended 31st March, 2024**

**Note No. 7 - Trade payables:**

(₹ in lakhs)

| Particulars                                                                             | As at<br>31st March, 2024 | As at<br>31st March, 2023 |
|-----------------------------------------------------------------------------------------|---------------------------|---------------------------|
| -Total outstanding dues of micro enterprises and small enterprises                      | 0.30                      | 0.30                      |
| -Total outstanding dues of creditors other than micro enterprises and small enterprises | -                         | -                         |
| <b>Total</b>                                                                            | <b>0.30</b>               | <b>0.30</b>               |

(₹ in lakhs)

| As at 31st March, 2024                                     | Undisputed  |        | Disputed |        |
|------------------------------------------------------------|-------------|--------|----------|--------|
|                                                            | MSME        | Others | MSME     | Others |
| Outstanding for following periods from due date of payment |             |        |          |        |
| Less than 1 year                                           | -           | -      | -        | -      |
| 1-2 years                                                  | -           | -      | -        | -      |
| 2-3 years                                                  | -           | -      | -        | -      |
| More than 3 years                                          | -           | -      | -        | -      |
| Not due                                                    | -           | -      | -        | -      |
| Unbilled                                                   | 0.30        | -      | -        | -      |
|                                                            | <b>0.30</b> | -      | -        | -      |

(₹ in lakhs)


| As at 31st March, 2023                                     | Undisputed  |        | Disputed |        |
|------------------------------------------------------------|-------------|--------|----------|--------|
|                                                            | MSME        | Others | MSME     | Others |
| Outstanding for following periods from due date of payment |             |        |          |        |
| Less than 1 year                                           | -           | -      | -        | -      |
| 1-2 years                                                  | -           | -      | -        | -      |
| 2-3 years                                                  | -           | -      | -        | -      |
| More than 3 years                                          | -           | -      | -        | -      |
| Not due                                                    | -           | -      | -        | -      |
| Unbilled                                                   | 0.30        | -      | -        | -      |
|                                                            | <b>0.30</b> | -      | -        | -      |

**b) Disclosure relating to micro and small enterprises**

The details of amounts outstanding to Micro, Small and Medium Enterprises under the Micro, Small and Medium Enterprises Development Act, 2006 (MSMED)

(₹ in lakhs)

| Particulars                                                                  | MSME | Others |
|------------------------------------------------------------------------------|------|--------|
| (1) Principal amount outstanding                                             | -    | -      |
| (2) Principal amount due and remaining unpaid                                | -    | -      |
| (3) Interest due on (2) above and the unpaid interest                        | -    | -      |
| (4) Interest paid on all delayed payments under the MSMED Act.               | -    | -      |
| (5) Payment made beyond the appointed day during the period                  | -    | -      |
| (6) Interest due and payable for the period of delay other than (4) above    | -    | -      |
| (7) Interest accrued and remaining unpaid                                    | -    | -      |
| (8) Amount of further interest remaining due and payable in succeeding years | -    | -      |




**JSW Renewable Energy (Amba River) Limited**

**Notes to the financial statements for the year ended 31st March, 2024**

**Note No. 8 - Other expenses:**

(₹ in lakhs)

| Particulars                            | For the year ended<br>31st March, 2024 | For the period from<br>5th August, 2022<br>to 31st March, 2023 |
|----------------------------------------|----------------------------------------|----------------------------------------------------------------|
| Auditors' remuneration (Refer note 15) | 0.30                                   | 0.30                                                           |
| <b>Total</b>                           | <b>0.30</b>                            | <b>0.30</b>                                                    |



**JSW Renewable Energy (Amba River) Limited**  
**Notes to the financial statements for the year ended 31st March, 2024**

**Note No. 9 - Financial ratios:**

| Sr. No. | Particulars                            | Numerator                                                           | Denominator                                                                                                                 | Ratios                              |                                     | Variance (%) | Change in ratio in excess of 25% compared to preceding year. |
|---------|----------------------------------------|---------------------------------------------------------------------|-----------------------------------------------------------------------------------------------------------------------------|-------------------------------------|-------------------------------------|--------------|--------------------------------------------------------------|
|         |                                        |                                                                     |                                                                                                                             | For the year ended 31st March, 2024 | For the year ended 31st March, 2023 |              |                                                              |
| 1       | Current Ratio (in times)               | Current Assets                                                      | Current Liabilities                                                                                                         | 2.39                                | 3.39                                | -29.60%      | Due to decrease in current assets                            |
| 2       | Debt-Equity Ratio (in times)           | Total Borrowings                                                    | Net Worth                                                                                                                   | N/A                                 | N/A                                 | N/A          | N/A                                                          |
| 3       | Debt Service Coverage Ratio (in times) | Profit before Tax, Exceptional Items, Depreciation, Finance Charges | Finance Charges + Long Term Borrowings scheduled Principal repayments (excluding prepayments + refinancing) during the year | N/A                                 | N/A                                 | N/A          | N/A                                                          |
| 4       | Return on Equity Ratio (%)             | Net profit after tax                                                | Average Net Worth                                                                                                           | -53.88%                             | -42.45%                             | -11.43%      | Due to decrease in net worth                                 |
| 5       | Inventory Turnover (no. of days)       | Average Inventory                                                   | Fuel Cost + Stores & Spares Consumed + Purchase of stock in trade                                                           | N/A                                 | N/A                                 | N/A          | N/A                                                          |
| 6       | Debtors Turnover (no. of days)         | Average Trade Receivables including unbilled revenue                | Revenue from operations                                                                                                     | N/A                                 | N/A                                 | N/A          | N/A                                                          |
| 7       | Payables Turnover (no. of days)        | Average Trade payables                                              | Cost of goods sold                                                                                                          | N/A                                 | N/A                                 | N/A          | N/A                                                          |
| 8       | Net Capital Turnover (in times)        | Annual turnover                                                     | Working Capital (excluding current maturities of long term debt)                                                            | N/A                                 | N/A                                 | N/A          | N/A                                                          |
| 9       | Net Profit Margin (%)                  | Net profit for the year                                             | Total Income                                                                                                                | N/A                                 | N/A                                 | N/A          | N/A                                                          |
| 10      | Return on Capital Employed (%)         | Profit after tax plus Interest on long term loans and debentures    | Average capital employed                                                                                                    | -53.88%                             | -42.45%                             | -11.43%      | Due to decrease in net worth                                 |
| 11      | Return on Investment (%)               | Profit generated on sale of investment                              | Cost of investment                                                                                                          | N/A                                 | N/A                                 | N/A          | N/A                                                          |

Net worth : Equity + Other equity

Finance costs : Interest on long term loans and debentures

The Company is in the project stage and currently does not have any borrowings, commercial operations or working capital. Hence, certain ratios are not applicable and no meaningful information can be derived from the ratios.



**JSW Renewable Energy (Amba River) Limited**  
**Notes to the financial statements for the year ended 31st March, 2024**

**Note No. 10 - Earnings per shares (EPS):**

| Particulars                                                         | For the year ended<br>31st March, 2024 | For the period from<br>05th August, 2022 to<br>31st March, 2023 |
|---------------------------------------------------------------------|----------------------------------------|-----------------------------------------------------------------|
| Loss attributable to equity holders of the Company [A] [₹ in lakhs] | (0.30)                                 | (0.30)                                                          |
| Weighted average number of equity shares for basic EPS [B]          | 10,000                                 | 10,000                                                          |
| Basic & Diluted earnings per share [₹] - [A/B]                      | (2.95)                                 | (2.95)                                                          |

**Note No. 11 - Contingent Liabilities:**

There are no contingent liabilities to be disclosed by the company.(previous year NIL)

**Note No. 12 - Commitments:**

There are no commitments to contribute funds for the acquisition of property, plant and equipment (previous year NIL)

**Note No. 13 - Related Party Disclosures:**

**A) List of related parties**

| I  | Holding company                            |
|----|--------------------------------------------|
| 1  | JSW Neo Energy Limited                     |
| II | Key Managerial Personnel                   |
| 1  | Ms. Hirva Vipul Shah - Chairman & Director |
| 2  | Mr. Anoop Vaish - Director                 |
| 3  | Mr. Prafull Pallav Katiyar-Director        |

**B) Transaction with related parties during the year:**

(₹ in lakhs)

| Sr.No | Particulars                                         | For the year ended<br>31st March, 2024 | For the period from<br>05th August, 2022 to<br>31st March, 2023 |
|-------|-----------------------------------------------------|----------------------------------------|-----------------------------------------------------------------|
| 1     | Infusion in share capital<br>JSW Neo Energy Limited | -                                      | 1.00                                                            |

**C) Closing balances:**

(₹ in lakhs)


| Sr.No | Particulars                                    | For the year ended<br>31st March, 2024 | For the period from<br>05th August, 2022 to<br>31st March, 2023 |
|-------|------------------------------------------------|----------------------------------------|-----------------------------------------------------------------|
| 1     | Equity share capital<br>JSW Neo Energy Limited | 1.00                                   | 1.00                                                            |

**Notes:**

(i) No amounts in respect of related parties have been written off / written back during the year, nor has any provision been made for doubtful debts / receivables during the year, except as discussed above.

(ii) Related party relationships have been identified by the management and relied upon by the auditors.

(iii) Related party relationships have been disclosed on the basis of value of transactions in terms of the respective contracts.



**JSW Renewable Energy (Amba River) Limited**  
**Notes to the financial statements for the year ended 31st March, 2024**

**Note No. 14 - Financial instruments**

**(a) Financial instruments:**

**i) Financial instruments by category:**

(₹ in lakhs)

| Particulars                     | As at 31st March, 2024 |        |                |             |
|---------------------------------|------------------------|--------|----------------|-------------|
|                                 | FVTPL                  | FVTOCI | Amortised cost | Total       |
| <b>Financial assets</b>         |                        |        |                |             |
| Cash and cash equivalents (CCE) | -                      | -      | 0.70           | 0.70        |
|                                 | -                      | -      | <b>0.70</b>    | <b>0.70</b> |
| <b>Financial liabilities</b>    |                        |        |                |             |
| Trade payables                  | -                      | -      | 0.30           | 0.30        |
|                                 | -                      | -      | <b>0.30</b>    | <b>0.30</b> |

(₹ in lakhs)

| Particulars                     | As at 31st March, 2023 |        |                |             |
|---------------------------------|------------------------|--------|----------------|-------------|
|                                 | FVTPL                  | FVTOCI | Amortised cost | Total       |
| <b>Financial assets</b>         |                        |        |                |             |
| Cash and cash equivalents (CCE) | -                      | -      | 1.00           | 1.00        |
|                                 | -                      | -      | <b>1.00</b>    | <b>1.00</b> |
| <b>Financial liabilities</b>    |                        |        |                |             |
| Trade payables                  | -                      | -      | 0.30           | 0.30        |
|                                 | -                      | -      | <b>0.30</b>    | <b>0.30</b> |

**ii) Fair value hierarchy:**

This section explains the judgements and estimates made in determining the fair values of the financial instruments that are

(a) recognised and measured at fair value and

(b) measured at amortised cost and for which fair values are disclosed in the financial statements.

To provide an indication about the reliability of the inputs used in determining fair value, the Company has classified its financial instruments into three levels prescribed under the accounting standard.

**Financial assets and liabilities measured at fair value**

The carrying amount of financial assets and liabilities as stated above is considered to be the same as its fair values.

There are no transfers between Level 1, Level 2 and Level 3 during the year.

**(b) Risk management strategies**


**Financial risk management objectives**

The Company's Corporate Treasury function provides services to the business, co-ordinates access to domestic and international financial markets, monitors and manages the financial risks relating to the operations of the Company. These risks include market risk (including currency risk, interest rate risk and other price risk), credit risk and liquidity risk.

The Company seeks to minimise the effects of these risks by using derivative financial instruments to hedge risk exposures, wherever required. The use of financial derivatives is governed by the Company's policies approved by the board of directors, which provide written principles on foreign exchange risk, the use of financial derivatives and non-derivative financial instruments, and the investment of excess liquidity. Compliance with policies and exposure limits is reviewed by the internal auditors on a continuous basis. The Company does not enter into or trade financial instruments, including derivative financial instruments, for speculative purposes.

**Credit risk management:**

Credit risk refers to the risk that a counterparty will default on its contractual obligations resulting in financial loss to the Company.



**JSW Renewable Energy (Amba River) Limited**  
**Notes to the financial statements for the year ended 31st March, 2024**

**Note No. 14 - Financial instruments**

**I. Liquidity risk management**

Ultimate responsibility for liquidity risk management rests with the Board of Directors, which has established an appropriate liquidity risk management framework for the management of the Company's short-term, medium-term and long-term funding and liquidity management requirements. The Company manages liquidity risk by maintaining adequate reserves, banking facilities and reserve borrowing facilities, by continuously monitoring forecast and actual cash flows, and by matching the maturity profiles of financial assets and liabilities.

The table below provides details regarding the remaining contractual maturities of financial liabilities as on reporting date.

(₹ in lakhs)

| As at 31st March, 2024       | < 1 year    | 1-5 years | > 5 years | Total       |
|------------------------------|-------------|-----------|-----------|-------------|
| <b>Financial liabilities</b> |             |           |           |             |
| Trade payables               | 0.30        | -         | -         | 0.30        |
|                              | <b>0.30</b> | <b>-</b>  | <b>-</b>  | <b>0.30</b> |



**JSW Renewable Energy (Amba River) Limited**  
**Notes to the financial statements for the year ended 31st March, 2024**

**Note No. 15 - Remuneration to Auditors (inclusive of tax):**

(₹ in lakhs)

| Particulars                               | For the year ended<br>31st March, 2024 |
|-------------------------------------------|----------------------------------------|
| Audit fees including limited reviews fees | 0.30                                   |
| <b>Total</b>                              | <b>0.30</b>                            |

**Note No. 16 - Other statutory information**

- (i) The Company does not have any Benami property, where any proceeding has been initiated or pending against the Company for holding any Benami property.
- (ii) The Company does not have any immovable properties (other than properties where the Company is the lessee and the lease agreements are duly executed in favor of the lessee) whose title deeds are not held in the name of the Company.
- (iii) The Company does not have any transactions with companies which are struck off.
- (iv) The Company does not have any charges or satisfaction which is yet to be registered with ROC beyond the statutory period.
- (v) The Company has not traded or invested in Crypto currency or Virtual Currency during the period.
- (vi) The Company has not advanced or loaned or invested funds to any other person(s) or entity(ies), including foreign entities (Intermediaries) with the understanding that the Intermediary shall:
  - (a) directly or indirectly lend or invest in other persons or entities identified in any manner whatsoever by or on behalf of the Company (Ultimate Beneficiaries) or
  - (b) provide any guarantee, security or the like to or on behalf of the Ultimate Beneficiaries
- (vii) The Company has not received any fund from any person(s) or entity(ies), including foreign entities (Funding Party) with the understanding (whether recorded in writing or otherwise) that the Company shall:
  - (a) directly or indirectly lend or invest in other persons or entities identified in any manner whatsoever by or on behalf of the Funding Party (Ultimate Beneficiaries) or
  - (b) provide any guarantee, security or the like on behalf of the Ultimate Beneficiaries.
- (viii) The Company does not have any such transaction which is not recorded in the books of accounts that has been surrendered or disclosed as income during the period in the tax assessments under the Income Tax Act, 1961 (such as, search or survey or any other relevant provisions of the Income Tax Act, 1961.
- (ix) The Company has complied with the number of layers prescribed under clause (87) of Section 2 of the Act read with the Companies (Restriction on number of Layers) Rules, 2017.
- (x) The Company is not declared wilful defaulter by any bank or financial institutions or lender during the year.


**Note No. 17 -**

The Company has been maintaining its books of accounts in the SAP which has feature of recording audit trail of each and every transaction, creating an edit log of each change made in books of account along with the date when such changes were made and ensuring that the audit trail cannot be disabled, throughout the year as required by proviso to sub rule (1) of rule 3 of The Companies (Accounts) Rules, 2014 known as the Companies (Accounts) Amendment Rules, 2021. However, the audit trail feature is not enabled for direct changes to data in the underlying database. The Company as per its policy has not granted privilege access for change to data in the underlying database as evident from the manual log being maintained in this regard.

The Company in the month of March 2024 has also implemented Privileged Access Management tool (PAM), onboarded the SAP database servers on the PAM tool and the process of monitoring database is currently under testing phase. The PAM is an identity management tool which focuses on the control, monitoring, and protection of privileged accounts within an organization. The PAM tool saves complete screen video recording sessions of all the admin activities as soon as they authenticate on the PAM console and connect to the target resources (Servers, Network Devices, Applications and Database) which acts as an audit trail feature.

**Note No. 18 -**

"Based on guiding principles given in Indian Accounting Standard (Ind AS) 108 on 'Operating Segment' notified under the Companies (Accounting Standards) Rules, 2015, Company's primary business segment is Power Generation, As Company's business activities fall within a single primary business segment, the disclosure requirements of Ind AS 108 are not applicable."




**JSW Renewable Energy (Amba River) Limited**  
**Notes to the financial statements for the year ended 31st March, 2024**


**Note No. 19 -**

Previous year's figures have been re-grouped / re-classified wherever necessary.

**For and on behalf of the Board of Directors**



  
**Hirva Vipul Shah**  
Director  
[DIN:00437534]

  
**Prafull Pallav Katiyar**  
Director  
[DIN:09643821]

Place: Mumbai  
Date : 2nd May, 2024