

INDEPENDENT AUDITOR'S REPORT

Tel: +91 22 6245 1000
Fax: +91 22 6245 1001

**To The Members of Mytrah Vayu (Indravati) Private Limited
Report on the Audit of the Financial Statements**

Opinion

We have audited the accompanying financial statements of Mytrah Vayu (Indravati) Private Limited ("the Company"), which comprise the Balance Sheet as at 31 March 2024, and the Statement of Profit and Loss (including Other Comprehensive Income), the Statement of Changes in Equity and the Statement of Cash Flows for the year ended on that date, and notes to the financial statements, including a summary of material accounting policies and other explanatory information (hereinafter referred to as the "financial statements").

In our opinion and to the best of our information and according to the explanations given to us, the aforesaid financial statements give the information required by the Companies Act, 2013 ("the Act") in the manner so required and give a true and fair view in conformity with the Indian Accounting Standards prescribed under section 133 of the Act, ("Ind AS") and other accounting principles generally accepted in India, of the state of affairs of the Company as at 31 March 2024, and its profit, total comprehensive income, changes in equity and its cash flows and for the year ended on that date.

Basis for Opinion

We conducted our audit of the financial statements in accordance with the Standards on Auditing ("SAs") specified under section 143(10) of the Act. Our responsibilities under those Standards are further described in the *Auditor's Responsibility for the Audit of the Financial Statements* section of our report. We are independent of the Company in accordance with the Code of Ethics issued by the Institute of Chartered Accountants of India ("ICAI") together with the ethical requirements that are relevant to our audit of the financial statements under the provisions of the Act and the Rules made thereunder, and we have fulfilled our other ethical responsibilities in accordance with these requirements and the ICAI's Code of Ethics. We believe that the audit evidence obtained by us is sufficient and appropriate to provide a basis for our audit opinion on the financial statements.

Information Other than the Financial Statements and Auditor's Report Thereon

- The Company's Board of Directors is responsible for the other information. The other information comprises the information included in the Director's report, but does not include the financial statements, and our auditor's report thereon.
- Our opinion on the financial statements does not cover the other information and we do not express any form of assurance conclusion thereon.
- In connection with our audit of the financial statements, our responsibility is to read the other information and, in doing so, consider whether the other information is materially inconsistent with the financial statements or our knowledge obtained during the course of our audit or otherwise appears to be materially misstated.
- If, based on the work we have performed, we conclude that there is a material misstatement of this other information, we are required to report that fact. We have nothing to report in this regard.

Responsibilities of Management and Those Charged with Governance for the Financial Statements

The Company's Board of Directors is responsible for the matters stated in section 134(5) of the Act with respect to the preparation of these financial statements that give a true and fair view of the financial position, financial performance including other comprehensive income, changes in equity and cash flows of the Company in accordance with the accounting principles generally accepted in India, including Ind AS specified under section 133 of the Act. This responsibility also includes maintenance of adequate accounting records in accordance with the provisions of the Act for safeguarding the assets of the Company and for preventing and detecting frauds and other irregularities; selection and application of appropriate accounting policies; making judgments and estimates that are reasonable and prudent; and design, implementation and maintenance of adequate internal financial controls, that were operating effectively for ensuring the accuracy and completeness of the accounting records, relevant to the preparation and presentation of the financial statements that give a true and fair view and are free from material misstatement, whether due to fraud or error.

In preparing the financial statements, management and Board of Directors is responsible for assessing the Company's ability to continue as a going concern, disclosing, as applicable, matters related to going concern and using the going concern basis of accounting unless the Board of Directors either intend to liquidate the Company or to cease operations, or has no realistic alternative but to do so.

The Company's Board of Directors are also responsible for overseeing the Company's financial reporting process.

Auditor's Responsibility for the Audit of the Financial Statements

Our objectives are to obtain reasonable assurance about whether the financial statements as a whole are free from material misstatement, whether due to fraud or error, and to issue an auditor's report that includes our opinion. Reasonable assurance is a high level of assurance, but is not a guarantee that an audit conducted in accordance with SAs will always detect a material misstatement when it exists. Misstatements can arise from fraud or error and are considered material if, individually or in the aggregate, they could reasonably be expected to influence the economic decisions of users taken on the basis of these financial statements.

As part of an audit in accordance with SAs, we exercise professional judgment and maintain professional skepticism throughout the audit. We also:

- Identify and assess the risks of material misstatement of the financial statements, whether due to fraud or error, design and perform audit procedures responsive to those risks, and obtain audit evidence that is sufficient and appropriate to provide a basis for our opinion. The risk of not detecting a material misstatement resulting from fraud is higher than for one resulting from error, as fraud may involve collusion, forgery, intentional omissions, misrepresentations, or the override of internal control.
- Obtain an understanding of internal financial controls relevant to the audit in order to design audit procedures that are appropriate in the circumstances. Under section 143(3)(i) of the Act, we are also responsible for expressing our opinion on whether the Company has adequate internal financial controls with reference to financial statements in place and the operating effectiveness of such controls.
- Evaluate the appropriateness of accounting policies used and the reasonableness of accounting estimates and related disclosures made by the management.

- Conclude on the appropriateness of management's use of the going concern basis of accounting and, based on the audit evidence obtained, whether a material uncertainty exists related to events or conditions that may cast significant doubt on the Company's ability to continue as a going concern. If we conclude that a material uncertainty exists, we are required to draw attention in our auditor's report to the related disclosures in the financial statements or, if such disclosures are inadequate, to modify our opinion. Our conclusions are based on the audit evidence obtained up to the date of our auditor's report. However, future events or conditions may cause the Company to cease to continue as a going concern.
- Evaluate the overall presentation, structure and content of the financial statements, including the disclosures, and whether the financial statements represent the underlying transactions and events in a manner that achieves fair presentation.

Materiality is the magnitude of misstatements in the financial statements that, individually or in aggregate, makes it probable that the economic decisions of a reasonably knowledgeable user of the financial statements may be influenced. We consider quantitative materiality and qualitative factors in (i) planning the scope of our audit work and in evaluating the results of our work; and (ii) to evaluate the effect of any identified misstatements in the financial statements.

We communicate with those charged with governance regarding, among other matters, the planned scope and timing of the audit and significant audit findings, including any significant deficiencies in internal financial controls that we identify during our audit.

We also provide those charged with governance with a statement that we have complied with relevant ethical requirements regarding independence, and to communicate with them all relationships and other matters that may reasonably be thought to bear on our independence, and where applicable, related safeguards.

Other matter

The financial statements of the Company for the year ended 31 March 2023, were audited by another auditor who expressed an unmodified opinion on those statements on 10 July 2023.

Our opinion on the financial statements is not modified in respect of this matter.

Report on Other Legal and Regulatory Requirements

1. As required by Section 143(3) of the Act, based on our audit we report that:
 - a) We have sought and obtained all the information and explanations which to the best of our knowledge and belief were necessary for the purposes of our audit.
 - b) In our opinion, proper books of account as required by law have been kept by the Company so far as it appears from our examination of those books, except for matters stated in (i) (vi) below.
 - c) The Balance Sheet, the Statement of Profit and Loss including Other Comprehensive Income, Statement of Changes in Equity and the Statement of Cash Flows dealt with by this Report are in agreement with the books of account.
 - d) In our opinion, the aforesaid financial statements comply with the Ind AS specified under Section 133 of the Act.

- e) On the basis of the written representations received from the directors as on 31 March 2024 taken on record by the Board of Directors, none of the directors is disqualified as on 31 March 2024 from being appointed as a director in terms of Section 164(2) of the Act.
- f) The modification relating to the maintenance of accounts and other matters connected therewith, is as stated in paragraph (b) above.
- g) With respect to the adequacy of the internal financial controls with reference to financial statements of the Company and the operating effectiveness of such controls, refer to our separate Report in "Annexure A". Our report expresses an unmodified opinion on the adequacy and operating effectiveness of the Company's internal financial controls with reference to statements.
- h) With respect to the other matters to be included in the Auditor's Report in accordance with the requirements of section 197(16) of the Act, as amended, in our opinion and to the best of our information and according to the explanations given to us, there is no remuneration paid by the Company to its directors during the year.
- i) With respect to the other matters to be included in the Auditor's Report in accordance with Rule 11 of the Companies (Audit and Auditors) Rules, 2014, as amended in our opinion and to the best of our information and according to the explanations given to us:
 - i. The Company has disclosed the impact of pending litigations on its financial position in its financial statements - Refer Note 2.29 to the financial statements.
 - ii. The Company did not have any long-term contracts including derivative contracts for which there were any material foreseeable losses.
 - iii. There were no amounts which were required to be transferred to the Investor Education and Protection Fund by the Company.
 - iv. (a) The Management has represented that, to the best of its knowledge and belief, (as disclosed in the note no. 2.43) no funds have been advanced or loaned or invested (either from borrowed funds or share premium or any other sources or kind of funds) by the Company to or in any other person(s) or entity(ies), including foreign entities ("Intermediaries"), with the understanding, whether recorded in writing or otherwise, that the Intermediary shall, directly or indirectly lend or invest in other persons or entities identified in any manner whatsoever by or on behalf of the Company ("Ultimate Beneficiaries") or provide any guarantee, security or the like on behalf of the Ultimate Beneficiaries.
 - (b) The Management has represented, that, to the best of its knowledge and belief, (as disclosed in the note no. 2.43) no funds have been received by the Company from any person(s) or entity(ies), including foreign entities ("Funding Parties"), with the understanding, whether recorded in writing or otherwise, that the Company shall, directly or indirectly, lend or invest in other persons or entities identified in any manner whatsoever by or on behalf of the Funding Party ("Ultimate Beneficiaries") or provide any guarantee, security or the like on behalf of the Ultimate Beneficiaries.
 - (c) Based on the audit procedures performed that have been considered reasonable and appropriate in the circumstances, nothing has come to our notice that has caused us to believe that the representations under sub-clause (i) and (ii) of Rule 11(e), as provided under (a) and (b) above, contain any material misstatement.

- v. The Company has not declared or paid any dividend during the year and has not proposed final dividend for the year.
- vi. Based on our examination, which included test checks, the Company has used an accounting software for maintaining its books of account for the financial year ended 31 March 2024 which has a feature of recording audit trail (edit log) facility and the same has operated throughout the year for all relevant transactions recorded in the software, except that audit trail was not enabled at the database level to log any direct data changes.

Further, during the course of our audit, we did not come across any instance of the audit trail feature being tampered with, in respect of accounting software for which the audit trail feature was operating.

As proviso to Rule 3(1) of the Companies (Accounts) Rules, 2014 is applicable from 1 April 2023, reporting under Rule 11 (g) of the Companies (Audit and Auditors) Rules, 2014 on preservation of audit trail as per the statutory requirements for record retention is not applicable for the financial year ended 31 March 2024.

- 2. As required by the Companies (Auditor's Report) Order, 2020 ("the Order") issued by the Central Government in terms of Section 143(11) of the Act, we give in "Annexure B" a statement on the matters specified in paragraphs 3 and 4 of the Order.

For DELOITTE HASKINS & SELLS LLP
Chartered Accountants
(Firm's Registration No. 117366W/ W-100018)

K.V.Shah
Krunal Shah

Partner

Membership No. 111260

UDIN: 24111260BKFPDV9634

Place: Mumbai

Date: 6 May 2024

**ANNEXURE "A" TO THE INDEPENDENT AUDITOR'S REPORT
(Referred to in paragraph 1 (g) under 'Report on Other Legal and Regulatory Requirements' section of our report of even date)**

Report on the Internal Financial Controls with reference to financial statements under Clause (i) of Sub-section 3 of Section 143 of the Companies Act, 2013 ("the Act")

We have audited the internal financial controls with reference to financial statements of **Mytrah Vayu (Indravati) Private Limited** ("the Company") as at 31 March 2024 in conjunction with our audit of the financial statements of the Company for the year ended on that date.

Management's Responsibility for Internal Financial Controls

The Company's management is responsible for establishing and maintaining internal financial controls with reference to financial statements based on the internal control with reference to financial statements criteria established by the Company considering the essential components of internal control stated in the Guidance Note on Audit of Internal Financial Controls Over Financial Reporting issued by the Institute of Chartered Accountants of India. These responsibilities include the design, implementation and maintenance of adequate internal financial controls that were operating effectively for ensuring the orderly and efficient conduct of its business, including adherence to the company's policies, the safeguarding of its assets, the prevention and detection of frauds and errors, the accuracy and completeness of the accounting records, and the timely preparation of reliable financial information, as required under the Companies Act, 2013.

Auditor's Responsibility

Our responsibility is to express an opinion on the Company's internal financial controls with reference to financial statements of the Company based on our audit. We conducted our audit in accordance with the Guidance Note on Audit of Internal Financial Controls Over Financial Reporting (the "Guidance Note") issued by the Institute of Chartered Accountants of India and the Standards on Auditing prescribed under Section 143(10) of the Companies Act, 2013, to the extent applicable to an audit of internal financial controls with reference to financial statements. Those Standards and the Guidance Note require that we comply with ethical requirements and plan and perform the audit to obtain reasonable assurance about whether adequate internal financial controls with reference to financial statements was established and maintained and if such controls operated effectively in all material respects.

Our audit involves performing procedures to obtain audit evidence about the adequacy of the internal financial controls with reference to financial statements and their operating effectiveness. Our audit of internal financial controls with reference to financial statements included obtaining an understanding of internal financial controls with reference to financial statements, assessing the risk that a material weakness exists, and testing and evaluating the design and operating effectiveness of internal control based on the assessed risk. The procedures selected depend on the auditor's judgement, including the assessment of the risks of material misstatement of the financial statements, whether due to fraud or error.

We believe that the audit evidence we have obtained, is sufficient and appropriate to provide a basis for our audit opinion on the Company's internal financial controls with reference to financial statements.

Meaning of Internal Financial Controls with reference to financial statements

A company's internal financial control with reference to financial statements is a process designed to provide reasonable assurance regarding the reliability of financial reporting and the preparation of financial statements for external purposes in accordance with generally accepted accounting principles. A company's internal financial control with reference to financial statements includes those policies and procedures that (1) pertain to the maintenance of records that, in reasonable detail, accurately and fairly reflect the transactions and dispositions of the assets of the company; (2) provide reasonable assurance that transactions are recorded as necessary to permit preparation of financial statements in accordance with generally accepted accounting principles, and that receipts and expenditures of the company are being made only in accordance with authorisations of management and directors of the company; and (3) provide reasonable assurance regarding prevention or timely detection of unauthorised acquisition, use, or disposition of the company's assets that could have a material effect on the financial statements.

Inherent Limitations of Internal Financial Controls with reference to financial statements

Because of the inherent limitations of internal financial controls with reference to financial statements, including the possibility of collusion or improper management override of controls, material misstatements due to error or fraud may occur and not be detected. Also, projections of any evaluation of the internal financial controls with reference to financial statements to future periods are subject to the risk that the internal financial control with reference to financial statements may become inadequate because of changes in conditions, or that the degree of compliance with the policies or procedures may deteriorate.

Opinion

In our opinion, to the best of our information and according to the explanations given to us, the Company has, in all material respects, an adequate internal financial controls with reference to financial statements and such internal financial controls with reference to financial statements were operating effectively as at 31 March 2024, based on the criteria for internal financial control with reference to financial statements established by the Company considering the essential components of internal control stated in the Guidance Note on Audit of Internal Financial Controls Over Financial Reporting issued by the Institute of Chartered Accountants of India.

For DELOITTE HASKINS & SELLS LLP

Chartered Accountants
(Firm's Registration No. 117366W/ W-100018)

K.V. Shah
Krunal Shah

Partner

Membership No. 111260

UDIN: 24111260BKFPDV9634

Place: Mumbai

Date: 6 May 2024

ANNEXURE B TO THE INDEPENDENT AUDITOR'S REPORT

(Referred to in paragraph 2 under 'Report on Other Legal and Regulatory Requirements' section of our report to the members of Mytrah Vayu (Indravati) Private Limited of even date)

In terms of the information and explanations sought by us and given by the Company and the books of account and records examined by us in the normal course of audit and to the best of our knowledge and belief, we state that:

(i) (a) (A) The Company has maintained proper records showing full particulars, including quantitative details and situation of Property, Plant and Equipment, capital work-in-progress and relevant details of right-of-use assets

(B) The Company has maintained proper records showing full particulars of intangible assets.

(b) The Company has a program of verification of Property, Plant and Equipment, capital work-in-progress and right-of-use assets so as to cover all the items once every three years which, in our opinion, is reasonable having regard to the size of the Company and nature of its assets. Pursuant to the program, no such assets were due for physical verification during the year.

(c) Based on our examination of the registered sale deed or confirmation from security trustees / indenture of pledge (where land have been pledged as security for loan) provided to us, we report that, the title deeds of all the immovable properties, (other than immovable properties where the Company is the lessee and the lease agreements are duly executed in favour of the Company) disclosed in the financial statements included in property, plant and equipment are held in the name of the Company.

(d) The Company has not revalued any of its property, plant and equipment (including Right of Use assets) during the year. The Company does not have any intangible assets.

(e) No proceedings have been initiated during the year or are pending against the Company as at 31 March 2024 for holding any benami property under the Benami Transactions (Prohibition) Act, 1988 (as amended in 2016) and rules made thereunder.

(ii) (a) The Company does not have any inventory and hence reporting under clause (ii)(a) of the Order is not applicable.

(b) According to the information and explanations given to us, the Company has been sanctioned working capital limits in excess of Rs. 5 crores, in aggregate, at points of time during the year, from a bank on the basis of security of current assets. In our opinion and according to the information and explanations given to us, the quarterly statement

**Deloitte
Haskins & Sells LLP**

filed by the Company with such bank are in agreement with the unaudited books of account of the Company of the respective quarters.

- (iii) (a) The Company has granted unsecured loans to the companies during the year, in respect of which:

| Rs. in millions | |
|---|-------|
| Particulars | Loans |
| A. Aggregate amount granted provided during the year: | |
| - Fellow Subsidiaries | 1.03 |
| - Related party | 0.01 |
| B. Balance outstanding as at balance sheet date in respect of above cases: | |
| - Fellow Subsidiaries | 0.34 |
| - Related party | 0.01 |

(b) The terms and conditions of the grant of all the above-mentioned loans during the year are, in our opinion, prima facie, not prejudicial to the Company's interest.

(c) The Company has granted loans that are payable on demand. During the year the Company has not demanded such loans. Having regard to the fact that the repayment of principal has not been demanded by the Company, in our opinion the repayments of principal amounts are regular. (Refer reporting under clause (iii)(f) below)

(d) According to information and explanations given to us and based on the audit procedures performed, in respect of loans granted by the Company, there is no overdue amount remaining outstanding as at the balance sheet date.

(e) None of the loans granted by the Company have been demanded during the year and accordingly have not fallen due during the year.

(f) The Company has granted interest free unsecured loans to its fellow subsidiaries which are repayable on demand, details of which are given below:

| Particulars | Rs. in millions |
|--|-----------------|
| Aggregate of loans repayable on demand | 0.35 |
| Percentage of loans to the total loans | 100% |

- (iv) The Company has complied with the provisions of Sections 185 and 186 of the Companies Act, 2013 in respect of loans granted and investments made. The Company has not made investments, guarantees and security during the year.
- (v) The Company has not accepted any deposit or amounts which are deemed to be deposits. Hence, reporting under clause (v) of the Order is not applicable.
- (vi) The maintenance of cost records has been specified by the Central Government under section 148(1) of the Companies Act, 2013. We have broadly reviewed the books of account maintained by the Company pursuant to the Companies (Cost Records and Audit) Rules, 2014, as amended, prescribed by the Central Government for maintenance of cost

records under Section 148(1) of the Companies Act, 2013, and are of the opinion that, prima facie, the prescribed cost records have been made and maintained by the Company. We have, however, not made a detailed examination of the cost records with a view to determine whether they are accurate or complete.

(vii) In respect of statutory dues:

(a) Undisputed statutory dues, including Goods and Service Tax, Provident Fund, Income-tax, cess and other material statutory dues applicable to the Company have been generally regularly deposited by it with the appropriate authorities in all cases during the year.

There were no undisputed amounts payable in respect of Goods and Service Tax, Provident Fund, Income-tax, cess and other material statutory dues in arrears as of 31 March 2024, for a period of more than six months from the date they became payable.

(b) Details of statutory dues referred to in sub clause (a) above which have not been deposited as on 31 March 2024 on account of disputes are given below:

| Name of the Statute | Nature of the Dues | Amount (Rs.) In millions | Period to which the Amount Relates | Forum where Dispute is Pending |
|---|--------------------|--------------------------|------------------------------------|--------------------------------------|
| Income Tax Act, 1961 | Income Tax | 2.23 | AY 2016-17 | Commissioner of Income Tax (Appeals) |
| AP Tax on Entry of Goods into Local Areas Act, 2001 | Entry tax | 19.46* | FY 2015-16 | High Court - Andhra Pradesh |

* net of Rs. 6.48 million paid under protest

(viii) There were no transactions relating to previously unrecorded income that were surrendered or disclosed as income in the tax assessments under the Income Tax Act, 1961 (43 of 1961) during the year.

(ix) (a) In our opinion, the Company has not defaulted in repayment of loans or other borrowings or in payment of interest thereon to any lender during the year.

(b) The Company has not been declared wilful defaulter by any bank or financial institution or government or any government authority.

(c) The Company has not taken any term loan during the year and there were no unutilized term loans at the beginning of the year and hence, reporting under clause (ix)(c) of the Order is not applicable.

(d) On an overall examination of the financial statements of the Company, funds raised on short-term basis aggregating to Rs. 101.13 millions have been used for long-term purposes by the Company.

- (e) The Company did not have any subsidiary or associate or joint venture during the year and hence, reporting under clause (ix)(e) and (ix)(f) of the Order is not applicable.
- (x) (a) The Company has not issued any of its securities (including debt instruments) during the year and hence reporting under clause (x)(a) of the Order is not applicable.
- (b) During the year the Company has not made any preferential allotment or private placement of shares or convertible debentures (fully or partly or optionally) and hence reporting under clause (x)(b) of the Order is not applicable.
- (xi) (a) To the best of our knowledge, no fraud by the Company and no material fraud on the Company has been noticed or reported during the year.
- (b) To the best of our knowledge, no report under sub-section (12) of section 143 of the Companies Act has been filed in Form ADT-4 as prescribed under rule 13 of Companies (Audit and Auditors) Rules, 2014 with the Central Government, during the year and up to the date of this report.
- (c) As represented to us by the Management, there were no whistle blower complaints received by the Company during the year (and up to the date of this report).
- (xii) The Company is not a Nidhi Company and hence reporting under clause (xii) of the Order is not applicable.
- (xiii) In our opinion, the Company is in compliance with Section 188 of the Companies Act, where applicable, for all transactions with the related parties and the details of related party transactions have been disclosed in the financial statements etc. as required by the applicable accounting standards. The Company, being a public wholly owned subsidiary of a public company, is not required to constitute the audit committee.
- (xiv) (a) In our opinion the Company has an adequate internal audit system commensurate with the size and the nature of its business.
- (b) We have considered, the internal audit reports issued to the Company during the year and covering the period up to March 2024.
- (xv) In our opinion during the year the Company has not entered into any non-cash transactions with any of its directors or directors of it's holding company or persons connected with such directors and hence provisions of section 192 of the Companies Act, 2013 are not applicable to the Company.
- (xvi) (a) The Company is not required to be registered under section 45-IA of the Reserve Bank of India Act, 1934. Hence, reporting under clause (xvi)(a), (b) and (c) of the Order is not applicable.
- (d) The Group has more than one Core Investment Company (CIC) as part of the group. As represented to us by the management, there are 5 CIC forming part of the group.

- (xvii) The Company has not incurred any cash losses in the financial year covered by our audit but had incurred cash losses amounting to Rs. 86.12 millions in the immediately preceding financial year.
- (xviii) There has been a resignation of the statutory auditors of the Company during the year and we have taken into consideration the issues, objections or concerns, if any, raised by the outgoing auditors.
- (xix) On the basis of the financial ratios, ageing and expected dates of realization of financial assets and payment of financial liabilities, other information accompanying the financial statements and our knowledge of the Board of Directors and Management plans and based on our examination of the evidence supporting the assumptions, nothing has come to our attention, which causes us to believe that any material uncertainty exists as on the date of the audit report indicating that Company is not capable of meeting its liabilities existing at the date of balance sheet as and when they fall due within a period of one year from the balance sheet date. We, however, state that this is not an assurance as to the future viability of the Company. We further state that our reporting is based on the facts up to the date of the audit report and we neither give any guarantee nor any assurance that all liabilities falling due within a period of one year from the balance sheet date, will get discharged by the Company as and when they fall due.
- (xx) The Company was not having net worth of rupees five hundred crore or more, or turnover of rupees one thousand crore or more or a net profit of rupees five crore or more during the immediately preceding financial year and hence, provisions of Section 135 of the Act are not applicable to the Company during the year. Accordingly, reporting under clause 3(xx) of the Order is not applicable for the year.

For DELOITTE HASKINS & SELLS LLP

Chartered Accountants

(Firm's Registration No. 117366W/ W-100018)

K.V.Shah

Krunal Shah

Partner

Membership No. 111260

UDIN: 24111260BKFPDV9634

Place: Mumbai

Date: 6 May 2024

Mytrah Vayu (Indravati) Private Limited
Balance sheet as at 31 March 2024

All amounts in Rs. Million unless otherwise specified

| Particulars | Note | As at 31 March 2024 | As at 31 March 2023 |
|--|--------|------------------------|------------------------|
| ASSETS | | | |
| Non-current assets | | | |
| Property, plant and equipment | 2.01 A | 6,478.33 | 6,738.98 |
| Capital work-in-progress | 2.01 C | 11.93 | - |
| Right-of-use-assets | 2.01 A | 414.13 | 449.23 |
| Intangible assets | 2.01 B | - | 0.01 |
| Financial assets | | | |
| Investments | 2.02 | 769.90 | 769.90 |
| Others | 2.03 | 2.04 | 6.77 |
| Income tax assets (Net) | 2.21 | 5.68 | 6.31 |
| Deferred tax assets (net) | 2.20 | 743.61 | 804.94 |
| | | 8,425.62 | 8,776.14 |
| Current assets | | | |
| Financial assets | | | |
| Trade receivables | 2.04 | 167.29 | 959.00 |
| Cash and cash equivalents | 2.05 | 206.60 | 371.49 |
| Bank balances other than cash and cash equivalents | 2.06 | 260.00 | - |
| - Loans | 2.07 | 0.35 | 0.02 |
| Unbilled Revenue | 2.08 | 166.98 | 103.48 |
| Others | 2.09 | 0.85 | 0.72 |
| Other current assets | 2.10 | 11.25 | 14.76 |
| | | 813.32 | 1,449.47 |
| Total assets | | 9,238.94 | 10,225.61 |
| EQUITY AND LIABILITIES | | | |
| Equity | | | |
| Equity share capital | 2.11 | 290.80 | 290.80 |
| Other equity | 2.12 | 352.08 | (1,161.59) |
| Total Equity | | 642.88 | (870.79) |
| Liabilities | | | |
| Non-current liabilities | | | |
| Financial liabilities | | | |
| Borrowings | 2.13 | 7,199.80 | 8,944.94 |
| Employee benefit obligations | 2.14 | 1.18 | 1.59 |
| | | 7,200.98 | 8,946.53 |
| Current liabilities | | | |
| Financial liabilities | | | |
| Borrowings | 2.15 | 786.34 | 1,939.64 |
| Trade payables | 2.16 | - | - |
| (A) Total outstanding dues of micro enterprises and small enterprises | | - | - |
| (B) Total outstanding dues of creditors other than micro enterprises and small enterprises | | 83.01 | 187.19 |
| Others | 2.17 | 524.55 | 22.23 |
| Employee benefit obligations | 2.18 | 0.41 | 0.21 |
| Other current liabilities | 2.19 | 0.77 | 0.60 |
| | | 1,395.08 | 2,149.87 |
| Total equity and liabilities | | 9,238.94 | 10,225.61 |
| Material accounting policies | 2.8 | | |
| Notes to the financial statements | 2 | | |

The notes referred to above form an integral part of financial statements

As per our audit report of even date attached
for **DELOITTE HASKINS & SELLS LLP**
Chartered Accountants
Firm's registration number: 117366W/W-100018

K. V. Shah

Krunal Shah
Partner
Membership No. 111260
Place: Mumbai
Date: 6 May 2024

For and on behalf of the Board of Directors of
Mytrah Vayu (Indravati) Private Limited
CIN: U40108TG2012PTC081624

Vineet Valentine Davis
Vineet Valentine Davis
Director
DIN: 06709239
Place: Hyderabad
Date: 6 May 2024

Amar Sharma
Amar Sharma
Director
DIN: 10119080
Place: Mumbai
Date: 6 May 2024

Rajshree Lahoti
Rajshree Lahoti
Chief Financial Officer
Place: Mumbai
Date: 6 May 2024

Rakesh Punamiya
Rakesh Punamiya
Company Secretary
Membership No. A14661
Place: Mumbai
Date: 6 May 2024

Mytrah Vayu (Indravati) Private Limited
Statement of profit and loss for the year ended 31 March 2024

All amounts in Rs. Million, unless otherwise specified

| Particulars | Note | Year ended | Year ended |
|--|-----------|-----------------|-------------------|
| | | 31 March 2024 | 31 March 2023 |
| Revenue | | | |
| 1 Revenue from operations | 2.22 | 1,548.83 | 1,438.79 |
| 2 Other income | 2.26 | 100.75 | 1.25 |
| Total revenue | | 1,649.58 | 1,440.04 |
| Expenses | | | |
| 3 Employee benefits expense | 2.23 | 14.66 | 15.32 |
| Finance costs | 2.25 | 765.26 | 1,259.06 |
| Depreciation and amortization expense | 2.01 A, B | 298.02 | 306.29 |
| Other expenses | 2.24 | 327.98 | 1,420.77 |
| Total expenses | | 1,405.92 | 3,001.44 |
| 5 Profit / (Loss) before tax (3-4) | | 243.66 | (1,561.40) |
| 6 Tax expense / (credit) | | | |
| Earlier year taxes | 2.27 | 0.04 | (77.87) |
| Deferred tax - P&L | | 61.33 | (321.64) |
| 7 Profit / (Loss) for the year (6-7) | | 182.29 | (1,161.89) |
| 8 Other comprehensive income | | | |
| <i>Items that will not be reclassified subsequently to statement of profit or loss</i> | | | |
| Remeasurements of defined benefit liability / (asset) | 2.28 | 0.13 | (0.03) |
| Total other comprehensive income / (loss) for the year, net of tax (IV) | | 0.13 | (0.03) |
| 9 Total comprehensive income / (loss) for the year (7+8) | | 182.42 | (1,161.92) |
| Earnings per share - face value Rs.10 per share | | | |
| - Basic | 2.36 | 6.27 | (39.95) |
| - Diluted | | 6.27 | (39.95) |
| Material accounting policies | 2.8 | | |
| Notes to the financial statements | 2 | | |

The notes referred to above form an integral part of financial statements

As per our audit report of even date attached
for **DELOITTE HASKINS & SELLS LLP**
Chartered Accountants
Firm's registration number: 117366W/W-100018

K.V. Shah

Krunal Shah
Partner
Membership No 111260
Place: Mumbai
Date: 6 May 2024

For and on behalf of the Board of Directors of
Mytrah Vayu (Indravati) Private Limited
CIN: U40108TG2012PTC081624

Vincent Valentine Davis
Vincent Valentine Davis
Director
DIN: 06709239
Place: Hyderabad
Date: 6 May 2024

Amar Sharma
Amar Sharma
Director
DIN: 10119080
Place: Mumbai
Date: 6 May 2024

Rajshree Lahoti
Rajshree Lahoti
Chief Financial Officer
Place: Mumbai
Date: 6 May 2024

Rakesh Punamiya
Rakesh Punamiya
Company Secretary
Membership No A14661
Place: Mumbai
Date: 6 May 2024

Mytrah Vayu (Indravati) Private Limited
Statement of changes in equity for the year ended 31 March 2024

(a) Equity share capital

| Particulars | All amount in Rupees, unless otherwise specified | |
|---------------------------------|--|--------|
| | No. of Shares | Amount |
| Balance as at 1 April 2022 | 2,90,80,000 | 290.80 |
| Changes in equity share capital | | |
| Balance as at 31 March 2023 | 2,90,80,000 | 290.80 |
| Changes in equity share capital | | |
| Balance as at 31 March 2024 | 2,90,80,000 | 290.80 |

(b) Other equity - As at 31 March 2023

| Particulars | All amount in Rupees, unless otherwise specified | | | | |
|---|--|--|--------------------|----------------------|--------------------|
| | Equity component of compulsorily convertible debenture | Equity component of Series A compulsorily convertible debentures | Securities premium | Reserves and surplus | Total other equity |
| Opening balance as at 1 April 2022 (A) | 277.71 | - | 1,161.20 | (1,701.63) | (258.95) |
| Losses for the year | - | - | - | - | (1,161.89) |
| Equity component of Optionally convertible debentures | - | 259.28 | - | (1,161.89) | 259.28 |
| Other comprehensive loss for the year | - | - | - | (0.03) | (0.03) |
| Total comprehensive income for the year (B) | - | - | - | (1,161.89) | (902.64) |
| Balance as at 31 March 2023 (A+B) | 277.71 | 259.28 | 1,161.20 | 12,863.52 | 11,161.59 |

(b) Other equity - As at 31 March 2024

| Particulars | All amount in Rupees, unless otherwise specified | | | | |
|--|--|--|--------------------|----------------------|--------------------|
| | Equity component of compulsorily convertible debenture | Equity component of Series A compulsorily convertible debentures | Securities premium | Reserves and surplus | Total other equity |
| Opening balance as at 1 April 2023 (A) | 277.71 | 259.28 | 1,161.20 | (2,863.52) | (1,161.59) |
| Profit for the year | - | - | - | 182.29 | 182.29 |
| Changes in Equity component of other financial instrument (refer note 2.12) | 1,332.87 | - | - | - | 1,332.87 |
| Changes in equity component of Optionally convertible debentures (refer note 2.12) | - | (1.62) | - | - | (1.62) |
| Other comprehensive income for the year | - | - | - | 0.13 | 0.13 |
| Total comprehensive income for the year (B) | - | - | - | 182.29 | 182.29 |
| Total (C) | - | - | - | - | - |
| Balance as at 31 March 2024 (A+B) | 1,610.58 | 257.66 | 1,161.20 | (2,681.23) | 352.08 |

As per our audit report of even date attached for **BELOITTE HASKINS & SELLS LLP** Chartered Accountants Firm's registration number 117366W/W-100018

K.V.Shah
Partner
Membership No 111260
Place Mumbai
Date: 6 May 2024

For and on behalf of the Board of Directors of Mytrah Vayu (Indravati) Private Limited
CIN: U40108RJ2021PTC081024

Vijay Shankar Bavis
Director
DIN: 06709239
Place Hyderabad
Date: 6 May 2024

Anur Sharma
Director
DIN: 10119080
Place Mumbai
Date: 6 May 2024


Rakesh Punamiya
Company Secretary
Membership No. A14601
Place Mumbai
Date: 6 May 2024

Mytrah Vayu (Indravati) Private Limited
Statement of cash flows for the year ended 31 March 2024


All amount in Rs. Million, unless otherwise specified


| Particulars | Year ended 31 March 2024 | Year ended 31 March 2023 |
|--|-----------------------------|-----------------------------|
| I. Cash flow from operating activities | | |
| Profit / (Loss) before tax | 243.66 | (1,561.40) |
| Adjustments for non-cash and non-operating items: | | |
| Depreciation and amortisation expense | 298.02 | 306.29 |
| Finance costs | 765.26 | 1,259.06 |
| Interest income on compulsorily convertible debentures | (0.77) | (0.08) |
| Liabilities no longer required written back | (44.04) | (0.04) |
| Provision for doubtful debts | 65.99 | 1,169.02 |
| Interest income | (18.97) | (1.02) |
| Operating cash flows before change in operating assets and liabilities | 1,309.15 | 1,171.83 |
| Change in operating assets and liabilities | | |
| Decrease / (increase) in trade receivables and contract assets | 662.20 | 796.84 |
| Decrease/ (increase) in other assets | (124.30) | (3.86) |
| Increase /(decrease) in trade payables | (60.14) | 94.17 |
| Increase/ (decrease) in other current financial liabilities | 509.40 | 493.72 |
| Increase /(decrease) in other liabilities | (348.64) | (1.10) |
| Current loans and advances and other assets | - | - |
| Cash generated from operations | 1,947.67 | 2,551.60 |
| Income tax paid, net | (0.63) | (2.12) |
| Net cash flow from operating activities (A) | 1,947.04 | 2,549.48 |
| II. Cash flow from investing activities | | |
| Purchase of property, plant and equipment and intangible assets (includes capital work-in-progress and capital advances) | (14.20) | - |
| Interest received | 20.99 | 0.41 |
| Bank deposits not considered as cash & cash equivalents (earmarked as lien deposits against term loans) | (260.00) | - |
| Net cash flow (used in) generated from investing activities (B) | (253.21) | 0.41 |
| III. Cash flow from financing activities | | |
| Proceeds from equity component of Optionally convertible debentures | 6.52 | 310.00 |
| Repayment of Cash Credit | (548.96) | (659.60) |
| Loan taken from Related parties | 132.21 | - |
| Repayment of Term Loan | (710.00) | (125.15) |
| Inter corporate deposits received/(repaid) to related parties | - | (47.92) |
| Finance costs paid | (738.49) | (1,700.51) |
| Net cash flow used in financing activities (C) | (1,858.72) | (2,223.18) |
| Net (decrease) / increase in cash and cash equivalents (A+ B + C) | (164.89) | 326.71 |
| Cash and cash equivalents at the beginning of the year | 371.49 | 44.78 |
| Cash and cash equivalents at the end of the year (refer note 2.05) | 206.60 | 371.49 |
| Cash and cash equivalents comprise of: | | |
| Balances with banks | | |
| - in current accounts | 195.71 | 361.49 |
| - in deposit accounts with original maturity of 3 months or less | 10.89 | 10.00 |
| | 206.60 | 371.49 |

As per our audit report of even date attached
for **DELOITTE HASKINS & SELLS LLP**
Chartered Accountants
Firm's registration number: 117366W/W-100018



Krunal Shah
Partner
Membership No. 111260
Place: Mumbai
Date: 6 May 2024

For and on behalf of the Board of Directors of
Mytrah Vayu (Indravati) Private Limited
CIN: U40108TG2012PTC081624


Vineet Valentine Davis
Director
DIN: 06709239
Place: Hyderabad
Date: 6 May 2024


Amar Sharma
Director
DIN: 10119080
Place: Mumbai
Date: 6 May 2024


Neelshree Lattani
Chief Financial Officer
Place: Mumbai
Date: 6 May 2024


Rakesh Punamiya
Company Secretary
Membership No. A14661
Place: Mumbai
Date: 6 May 2024

Mytrah Vayu (Indravati) Private Limited
Notes to the financial statements for the year ended 31 March 2024

1 Company overview:

Mytrah Vayu (Indravati) Private Limited ("the Company" or "MVIPL") was incorporated on 22 June 2012. The principal activity of the Company is to generate and sell electricity from wind energy farms and has an installed capacity of 155.40 MW. The Company's wind power plants are situated at Bhesada (Rajasthan) and Pottipadu / Vajrakarur (Andhra Pradesh). The holding company of MVIPL is Mytrah Energy (India) Private Limited (MEIPL). (As on 31 March 2019 Pursuant to agreement between Mytrah Vayu (Varahi) Private Limited and the MEIPL on 09 Feb 2019, the MEIPL has purchased investment in equity shares and compulsorily convertible debentures of Mytrah Vayu (Indravati) Private Limited ('MVIPL') held by Mytrah Vayu (Varahi) Private Limited and the procedures related to transfer is yet to be completed (up to 08 February 2019 holding company is Mytrah Vayu Bhima Private Limited). The immediate parent company of MEIPL is Bindu Vayu (Mauritius) Limited and the ultimate parent company of MEIPL is Mytrah Energy Limited.

Up to 06 April 2023 the Company was a wholly owned subsidiary of Mytrah Energy (India) Private Limited (MEIPL) and the immediate parent company of MEIPL was Bindu Vayu (Mauritius) Limited and the ultimate parent company of MEIPL was Mytrah Energy Limited.

Pursuant to the acquisition of Company by JSW Neo Energy Limited (a wholly owned subsidiary of JSW Energy Limited) through Share Purchase Agreement dated 9 August 2022, effective from 06 April 2023 the Company has become a wholly owned subsidiary of JSW Neo Energy Limited. The Ultimate Holding Company of Mytrah Vayu (Indravati) Private Limited (MVIPL) is JSW Energy Limited.

2.1 Recent accounting pronouncements

"Ministry of Corporate Affairs ("MCA") notifies new standards or amendments to the existing standards under Companies (Indian Accounting Standards) Rules as issued from time to time. For the year ended 31st March, 2024, MCA has not notified any new standards or amendments to the existing standards applicable to the Company."

2.2 Statement of compliance

The Financial Statements of the Company have been prepared in accordance with Indian Accounting Standards notified under Section 133 of the Companies Act, 2013 read with Rule 3 of the Companies (Indian Accounting Standards) Rules, 2015, as amended from time to time, the provisions of the Companies Act, 2013 ("the Act") to the extent notified and other accounting principles generally accepted in India.

2.3 Functional and presentation currency

The financial statements are presented in Indian rupees (Rs.) which is also the Company's functional currency, and the amounts have been rounded off to millions with two decimal places, unless otherwise stated, as permitted by Schedule III to the Companies Act, 2013.

2.4 Basis of preparation and presentation

The Financial Statements are prepared on the historical cost basis except for certain financial instruments that are measured at fair values at the end of each reporting period, as explained in the accounting policies given below which are consistently followed except where a new accounting standard or amendment to the existing accounting standards requires a change in the policy hitherto applied. Presentation requirements of Division II of Schedule III to the Companies Act, 2013, "as amended," as applicable to the Financial Statements have been followed. The Financial Statements are presented in Indian Rupees ("Rs.") in million rounded off to two decimal places, as permitted by Schedule III to the Companies Act, 2013, unless stated otherwise.

2.5 Use of estimates

The preparation of the financial statements in conformity with Generally Accepted Accounting Principles (GAAP) requires management to make judgments, estimates and assumptions that affect the application of accounting policies and reported amounts of assets, liabilities, income and expenses and the disclosure of contingent liabilities. Actual results could differ from those estimates. Estimates and underlying assumptions are reviewed on an ongoing basis. Any revision to accounting estimates is recognised prospectively.

2.6 Current and non-current classification

The Company presents assets and liabilities in the balance sheet based on current/ non-current classification.

An asset is current, when it satisfies any of the following criteria:

- It is expected to be realised or intended to sold or consumed in normal operating cycle;
 - It is held primarily for the purpose of trading;
 - It is expected to be realised within twelve months after the reporting period, or
 - It is Cash or cash equivalent unless restricted from being exchanged or used to settle a liability for at least twelve months after the reporting period.
- Current assets include the current portion of non-current financial assets. All other assets are classified as non-current.

A liability is current when it satisfies any of the following criteria:

- It is expected to be settled in normal operating cycle;
- It is held primarily for the purpose of trading;
- It is due to be settled within twelve months after the reporting period; or
- There is no unconditional right to defer the settlement of the liability for at least twelve months after the reporting period.

Current liabilities include the current portion of non-current financial liabilities. All other liabilities are classified as non-current.

Deferred tax assets and liabilities are classified as non-current assets and liabilities.

2.7 Operating cycle

Operating cycle is the time between the acquisition of assets for processing and their realization in cash or cash equivalents. Accordingly, the Company has ascertained its operating cycle as 12 months for the purpose of current – non-current classification of assets and liabilities.

Mytrah Vayu (Indravati) Private Limited
Notes to the financial statements for the year ended 31 March 2024

2.8 Material accounting policies

I. Revenue Recognition

Revenue towards satisfaction of performance obligation from contracts with customers is recognised when control of the goods including power generated or services is transferred to the customer, at transaction price (net of variable consideration) i.e. at an amount that reflects the consideration to which the Company expects to be entitled in exchange for transferring promised goods or services having regard to the terms of the contract including Power Purchase Agreements. If the consideration in a contract includes a variable amount, the Company estimates the amount of consideration to which it will be entitled in exchange for satisfaction of performance obligation. The variable consideration is estimated having regard to various relevant factors including historical trend and constrained until it is highly probable that a significant revenue reversal in the amount of cumulative revenue recognised will not occur when the associated uncertainty with the variable consideration is subsequently resolved.

Sale of electricity

Revenue from the sale of electricity is recognised when earned on the basis of number of units supplied at contracted rates in accordance with joint meter readings undertaken on a monthly basis by representatives of the buyer and the Company, net of any actual or expected trade discounts.

Generation based incentives (GBI)

Revenue from generation-based incentives are recognised based on the number of units supplied, when registration under the relevant program has taken place or as per the eligibility criteria under the Indian Renewable Energy Development Agency Limited - Generation Based Incentive scheme.

Revenue in respect of delayed payment charges / interest on delayed payments leviable as per the relevant contracts are recognised on actual realisation or accrued based on an assessment of certainty of realization supported by either an acknowledgement from customers or on receipt of favourable order from regulatory authorities.

Certified emission reductions (CERs)

Revenue from sale of CER, is recognised after registration of the project with United Nations Framework Convention on Climate Change (UNFCCC), generation of emission reductions, execution of a firm contract of sale and billing to the customers.

Interest income

Interest income is recognised as it accrues using the effective interest rate method.

Dividend income

Dividend income is recognised when the right to receive dividend is established.

II. Property, plant and equipment

The cost of property, plant and equipment comprises its purchase price net of any trade discounts and rebates, any import duties and other taxes (other than those subsequently recoverable from the tax authorities), any directly attributable expenditure on making the asset ready for its intended use, including relevant borrowing costs for qualifying assets and any expected costs of decommissioning.

Cost of major inspection / overhauling is recognised in the carrying amount of the item of property, plant and equipment as a replacement if the recognition criteria are satisfied. Any remaining carrying amount of the cost of the previous inspection/overhauling (as distinct from physical parts) is de-recognised.

Properties in the course of construction are carried at cost, less any recognised impairment loss, as capital work in progress. Upon completion, such properties are transferred to the appropriate categories of property, plant and equipment and the depreciation commences.

An item of property, plant and equipment is derecognised upon disposal or when no future economic benefits are expected to arise from the continued use of the asset. Any gain or loss arising on the disposal or retirement of an item of property, plant and equipment is determined as the difference between the sales proceeds and the carrying amount of the asset and is recognised in the statement of profit and loss.

III. Intangible assets

Intangible assets with finite useful lives that are acquired separately are carried at cost less accumulated amortisation and accumulated impairment losses. An intangible asset is derecognised on disposal, or when no further economic benefits are expected from use or disposal. Gain / loss on de-recognition are recognised in statement of profit and loss.

IV. Depreciation and amortization

Depreciation commences when the assets are ready for their intended use. Depreciable amount for assets is the cost of an asset, or other amount substituted for cost, less its estimated residual value. Depreciation is recognized so as to write off the cost of assets (other than freehold land and properties under construction) less their residual values over their useful lives, using straight-line method as per the useful lives and residual value prescribed in Schedule II to the Act, except in case of the following class of assets wherein useful lives are determined based on technical assessment made by a technical expert engaged by the management taking into account the nature of assets, the estimated usage of assets, the operating conditions of the assets, anticipated technological changes, in order to reflect the actual usage.

For the assets costing less than Rs 5,000, based on internal assessment and materiality the management has estimated that the same shall be depreciated in the year of purchase. Depreciation is provided on straight line method based on the useful lives of the assets. The following are the estimated useful lives adopted by the Company for all assets with 5% (five percent) residual value of the cost:

| Asset Class | Estimated useful life adopted by the Company | Estimated useful life as per Schedule II of the Companies Act, 2013 |
|------------------------|--|---|
| Furniture and fixtures | 3 - 5 years | 10 years |
| Office equipment | 3 - 5 years | 10 years |
| Computers | 4 years | 3 years |
| Plant and equipment | 15- 30 years | Collectively 22 years |
| Buildings | 5 years | 30 years |

Mytrah Vayu (Indravati) Private Limited
Notes to the financial statements for the year ended 31 March 2024

Right-of-use assets are depreciated over the shorter period of the lease term and the useful life of the underlying asset. If a lease transfers ownership of the underlying asset or the cost of the right-of-use asset reflects that the Company expects to exercise a purchase option, the related right-of-use asset is depreciated over the useful life of the underlying asset.

Freehold land is not depreciated. Leasehold land acquired by the Company, with an option in the lease deed, entitling the Company to purchase on outright basis after a certain period at no additional cost is not amortized.
Intangible assets are depreciated over 3 years.

Assets costing less than Rs. 5,000, based on management assessment are depreciated in the year of purchase.
When significant parts of property, plant and equipment are required to be replaced at intervals, the Company depreciates them separately based on their specific useful lives.

Major overhaul costs are depreciated over the estimated life of the economic benefit derived from the overhaul. The carrying amount of the remaining previous overhaul cost is charged to the Statement of Profit and Loss if the next overhaul is undertaken earlier than the previously estimated life of the economic benefit.

The estimated useful lives, residual values and depreciation method are reviewed at the end of each reporting period, with the effect of any changes in estimate accounted for on a prospective basis.

V. Impairment of tangible and intangible assets

At the end of each reporting period, the Company reviews the carrying amounts of its tangible and intangible assets to determine whether there is any indication that those assets have suffered an impairment loss. If any such indication exists, the recoverable amount of the asset is estimated in order to determine the extent of the impairment loss (if any). Recoverable amount is the higher of fair value less costs of disposal and value in use. In assessing value in use, the estimated future cash flows are discounted to their present value using a discount rate that reflects current market assessments of the time value of money and the risks specific to the asset for which the estimates of future cash flows have not been adjusted. If the recoverable amount of an asset (or cash-generating unit) is estimated to be less than its carrying amount, the carrying amount of the asset (or cash-generating unit) is reduced to its recoverable amount. An impairment loss is recognised immediately in statement of profit and loss. Any reversal of the previously recognised impairment loss is limited to the extent that the asset's carrying amount does not exceed the carrying amount that would have been determined if no impairment loss had previously been recognised.

VI. Taxation

Income tax expense represents the sum of the tax currently payable and deferred tax.

Current tax:

The tax currently payable is based on taxable profit for the year. Taxable profit differs from net profit as reported in profit or loss because it excludes items of income or expense that are taxable or deductible in other years and it further excludes items that are never taxable or deductible. The Company's liability for current tax is calculated using tax rates that have been enacted or substantively enacted by the end of the reporting period.

Deferred tax:

Deferred tax is recognised on temporary differences between the carrying amounts of assets and liabilities in the Financial Statements and the corresponding tax bases used in the computation of taxable profit. Deferred tax liabilities are generally recognised for all taxable temporary differences. Deferred tax assets are generally recognised for all deductible temporary differences to the extent that it is probable that taxable profits will be available against which those deductible temporary differences can be utilised. Such deferred tax assets and liabilities are not recognised if the temporary difference arises from the initial recognition (other than in a business combination) of assets and liabilities in a transaction that affects neither the taxable profit nor the accounting profit.

A deferred tax asset arising from unused tax losses or tax credits (credit on account of Minimum Alternative Tax) is recognised only to the extent that the Company has sufficient taxable temporary differences or there is convincing other evidence that sufficient taxable profit will be available against which the unused tax losses or unused tax credits can be utilised by the Company.

The carrying amount of deferred tax assets is reviewed at the end of each reporting period and reduced to the extent that it is no longer probable that sufficient taxable profits will be available to allow all or part of the asset to be recovered.

Deferred tax liabilities and assets are measured at the tax rates that are expected to apply in the period in which the liability is settled or the asset realised, based on tax rates (and tax laws) that have been enacted or substantively enacted by the end of the reporting period.

The measurement of deferred tax liabilities and assets reflects the tax consequences that would follow from the manner in which the Company expects, at the end of the reporting period, to recover or settle the carrying amount of its assets and liabilities.

Current tax and deferred tax for the year:

Current and deferred tax are recognised in statement of profit and loss, except when they relate to items that are recognised in other comprehensive income or directly in equity, in which case, the current and deferred tax are also recognised in other comprehensive income or directly in equity respectively.

VII. Provisions, contingencies and commitments

Provisions are recognised when the Company has a present obligation (legal or constructive) as a result of a past event and it is probable that the Company will be required to settle the obligation, and a reliable estimate can be made of the amount of the obligation.

Present obligations arising under onerous contracts are recognised and measured as provisions. An onerous contract is considered to exist where the Company has a contract under which the unavoidable incremental costs of meeting the obligations under the contract exceed the economic benefits expected to be received from the contract.

A disclosure for contingent liabilities is made where there is:

(a) a possible obligation that arises from past events and whose existence will be confirmed only by the occurrence or nonoccurrence of one or more uncertain future events not wholly within the control of the entity; or

(b) a present obligation that arises from past events but is not recognized because:

(i) it is not probable that an outflow of resources embodying economic benefits will be required to settle the obligation; or

(ii) the amount of the obligation cannot be measured with sufficient reliability.

A contingent asset is a possible asset that arises from past events and whose existence will be confirmed only by the occurrence or non-occurrence of one or more uncertain future events not wholly within the control of the entity. Contingent assets are not recognised in financial statements.

Commitments are future liabilities for contractual expenditure, classified and disclosed as estimated amount of contracts remaining to be executed on capital account and not provided for.

Commitments include the amount of purchase orders (net of advances) issued to parties for completion of assets.

Mytrah Vayu (Indravati) Private Limited
Notes to the financial statements for the year ended 31 March 2024

VIII. Leases

The Company as lessee:

The Company assesses whether a contract is or contains a lease, at inception of the contract. The Company recognises a right-of-use asset and a corresponding lease liability with respect to all lease arrangements in which it is the lessee, except for short-term leases (defined as leases with a lease term of 12 months or less) and leases of low value assets. For these leases, the Company recognises the lease payments as an operating expense on a straight-line basis over the term of the lease unless another systematic basis is more representative of the time pattern in which economic benefits from the leased assets are consumed.

The lease liability is initially measured at the present value of the lease payments that are not paid at the commencement date, discounted by using the rate implicit in the lease. If this rate cannot be readily determined, the Company uses its incremental borrowing rate. The lease liability is subsequently measured by increasing the carrying amount to reflect interest on the lease liability (using the effective interest method) and by reducing the carrying amount to reflect the lease payments made. The right-of-use assets comprise the initial measurement of the corresponding lease liability, lease payments made at or before the commencement date, less any lease incentives received and any initial direct costs. They are subsequently measured at cost less accumulated depreciation and impairment losses.

Right-of-use assets are depreciated over the shorter period of lease term and useful life of the right-of-use asset.

IX. Earnings per share

Basic earnings per share is computed by dividing the profit / (loss) for the year by the weighted average number of equity shares outstanding during the year.

Diluted earnings per share is computed by dividing the profit / (loss) for the year as adjusted for dividend, interest and other charges to expense or income (net of any attributable taxes) relating to the dilutive potential equity shares, by the weighted average number of equity shares considered for deriving basic earnings per share and the weighted average number of equity shares which could have been issued on the conversion of all dilutive potential equity shares. Potential equity shares are deemed to be dilutive only if their conversion to equity shares would decrease the net profit per share from continuing ordinary operations. Potential dilutive equity shares are deemed to be converted as at the beginning of the period, unless they have been issued at a later date.

X. Employee benefits

a) Short term employee benefits:

A liability is recognised for benefits accruing to employees in respect of wages and salaries in the period the related service is rendered at the undiscounted amount of the benefits expected to be paid in exchange for that service. Liabilities recognised in respect of short-term employee benefits are measured at the undiscounted amount of the benefits expected to be paid in exchange for the related service.

b) Long term employee benefits:

Liabilities recognised in respect of long-term employee benefits are measured at the present value of the estimated future cash outflows expected to be made by the Company in respect of services provided by employees up to the reporting date. The liability for contingency leave is not expected to be settled wholly within 12 months after the end of the period in which the employees render the related service. They are therefore measured as the present value of expected future payments to be made in respect of services provided by employees up to the end of the reporting period using the projected unit credit method. The benefits are discounted using the market yields at the end of the reporting period that have terms approximating to the terms of the related obligation. Remeasurements as a result of experience adjustments and changes in actuarial assumptions are recognised in profit or loss.

a) Retirement benefit costs and termination benefits:

A liability for a termination benefit is recognised at the earlier of when the entity can no longer withdraw the offer of the termination benefit and when the entity recognises any related restructuring costs.

Defined contribution plans:

Payments to defined contribution retirement benefit plans are recognised as an expense when employees have rendered service entitling them to the contributions. Payments made to state-managed retirement benefit plans are accounted for as payments to defined contribution plans where the Company's obligations under the plans are equivalent to those arising in a defined contribution retirement benefit plan.

Defined benefit plans:

For defined benefit retirement plans, the cost of providing benefits is determined using the projected unit credit method, with actuarial valuations being carried out at the end of each annual reporting period. Remeasurements comprising actuarial gains and losses, the effect of the asset ceiling (if applicable) and the return on plan assets (excluding interest) are recognised immediately in the balance sheet with a charge or credit to other comprehensive income in the period in which they occur. Remeasurements recognised in other comprehensive income are not reclassified. Actuarial valuations are being carried out at the end of each annual reporting period for defined benefit plans.

The retirement benefit obligation recognised in the balance sheet represents the deficit or surplus in the Company's defined benefit plans. Any surplus resulting from this calculation is limited to the present value of any economic benefits available in the form of refunds from the plans or reductions in future contributions to the plans.

The Company pays gratuity to the employees whoever has completed five years of service with the Company at the time of resignation / superannuation. The gratuity is paid @ 15 days salary for each completed year of service as per the Payment of Gratuity Act, 1972.

XI. Foreign currency transactions

These financial statements are presented in Indian Rupees, which is also the Company's functional currency. Foreign currency transactions are translated into the functional currency using the exchange rates at the dates of the transactions. Foreign exchange gains and losses resulting from the settlement of such transactions and from the translation of monetary assets and liabilities denominated in foreign currencies at year end exchange rates are generally recognised in the statement of profit and loss.

Foreign exchange differences regarded as an adjustment to borrowing costs are presented in the statement of profit and loss, within finance costs. All other foreign exchange gains and losses are presented in the statement of profit and loss on a net basis within other gains / (losses).

Non-monetary items that are measured at fair value in a foreign currency are translated using the exchange rates at the date when the fair value was determined. Translation differences on assets and liabilities carried at fair value are reported as part of the fair value gain or loss.

Mytrah Vayu (Indravati) Private Limited
Notes to the financial statements for the year ended 31 March 2024

XII. Borrowing costs

Borrowing costs are interest and other cost (including exchange differences relating to foreign currency borrowings to the extent that they are regarded as an adjustment to the interest cost) incurred in connection with the borrowing of the funds. General and specific borrowing costs that are directly attributable to the acquisition, construction or production of a qualifying asset are capitalised during the period of time that is required to complete and prepare the asset for its intended use or sale. Qualifying assets are assets that necessarily take a substantial period of time to get ready for their intended use or sale. Other borrowing costs are expensed in the year in which they are incurred.

XIII. Financial instruments

a) Recognition and initial measurement

Financial assets and financial liabilities are initially recognised when the Company becomes a party to the contractual provisions of the instrument. A financial asset or financial liability is initially measured at fair value plus or minus, in the case of a financial asset or financial liability not at fair value through profit or loss, transaction costs that are directly attributable to the acquisition or issue of the financial asset or financial liability.

b) Classification and subsequent measurement

Financial assets

On initial recognition, a financial asset is classified as measured at

- amortised cost;
- FVOCI – debt investment;
- FVOCI – equity investment; or
- FVTPL

Financial assets are not reclassified subsequent to their initial recognition, except if and in the year the Company changes its business model for managing financial assets.

A financial asset is measured at amortised cost if it meets both of the following conditions and is not designated as at FVTPL:

- the asset is held within a business model whose objective is to hold assets to collect contractual cash flows; and
- the contractual terms of the financial asset give rise on specified dates to cash flows that are solely payments of principal and interest on the principal amount outstanding.

A debt investment is measured at FVOCI if it meets both of the following conditions and is not designated as at FVTPL:

- the asset is held within a business model whose objective is achieved by both collecting contractual cash flows and selling financial assets; and
- the contractual terms of the financial asset give rise on specified dates to cash flows that are solely payments of principal and interest on the principal amount outstanding.

On initial recognition of an equity investment that is not held for trading, the Company may irrevocably elect to present subsequent changes in the investment's fair value in OCI (designated as FVOCI – equity investment). This election is made on an investment by investment basis.

Financial assets: Subsequent measurement and gains and losses

Financial assets at FVTPL: These assets are subsequently measured at fair value. Net gains and losses, including any interest or dividend income, are recognised in statement of profit and loss.

Financial assets at amortised cost: These assets are subsequently measured at amortised cost using the effective interest method. The amortised cost is reduced by impairment losses. Interest income, foreign exchange gains and losses and impairment are recognised in statement of profit and loss. Any gain or loss on derecognition is recognised in statement of profit and loss.

Debt investments at FVOCI: These assets are subsequently measured at fair value. Interest income under the effective interest method, foreign exchange gains and losses and impairment are recognised in statement of profit and loss. Other net gains and losses are recognised in OCI. On derecognition, gains and losses accumulated in OCI are reclassified to statement of profit and loss.

Equity investments at FVOCI: These assets are subsequently measured at fair value. Dividends are recognised as income in statement of profit and loss unless the dividend clearly represents a recovery of part of the cost of the investment. Other net gains and losses are recognised in OCI and are not reclassified to statement of profit and loss.

Financial liabilities: Classification, subsequent measurement and gains and losses

Financial liabilities are classified as measured at amortised cost or FVTPL. A financial liability is classified as at FVTPL if it is classified as held for trading, or it is a derivative or it is designated as such on initial recognition. Financial liabilities at FVTPL are measured at fair value and net gains and losses, including any interest expense, are recognised in statement of profit and loss. Other financial liabilities are subsequently measured at amortised cost using the effective interest method. Interest expense and foreign exchange gains and losses are recognised in statement of profit and loss. Any gain or loss on derecognition is also recognised in statement of profit and loss.

Financial liabilities

The Company derecognises a financial liability when its contractual obligations are discharged or cancelled, or expire. The Company also derecognises a financial liability when its terms are modified and the cash flows under the modified terms are substantially different. In this case, a new financial liability based on the modified terms is recognised at fair value. The difference between the carrying amount of the financial liability extinguished and the new financial liability with modified terms is recognised in statement of profit and loss.

c) Derecognition

Financial assets

The Company derecognises a financial asset when the contractual rights to the cash flows from the financial asset expire, or it transfers the rights to receive the contractual cash flows in a transaction in which substantially all of the risks and rewards of ownership of the financial asset are transferred or in which the Company neither transfers nor retains substantially all of the risks and rewards of ownership and does not retain control of the financial asset. If the Company enters into transactions whereby it transfers assets recognised on its balance sheet, but retains either all or substantially all of the risks and rewards of the transferred assets, the transferred assets are not derecognised.

Financial liabilities

The Company derecognises a financial liability when its contractual obligations are discharged or cancelled, or expire. The Company also derecognises a financial liability when its terms are modified and the cash flows under the modified terms are substantially different. In this case, a new financial liability based on the modified terms is recognised at fair value. The difference between the carrying amount of the financial liability extinguished and the new financial liability with modified terms is recognised in statement of profit and loss.

d) Offsetting

Financial assets and financial liabilities are offset and the net amount presented in the balance sheet when, and only when, the Company currently has a legally enforceable right to set off the amounts and it intends either to settle them on a net basis or to realise the asset and settle the liability simultaneously.

e) Impairment of financial instruments

The Company recognises loss allowances for:

- financial assets measured at amortised cost; and
- financial assets measured at FVOCI- debt investments.

At each reporting date, the Company assesses whether financial assets carried at amortised cost and debt securities at FVOCI are credit-impaired. A financial asset is 'credit-impaired' when one or more events that have a detrimental impact on the estimated future cash flows of the financial asset have occurred.

Evidence that a financial asset is credit-impaired includes the following observable data:

- significant financial difficulty of the borrower or issuer;
- a breach of contract such as a default and overdue;
- the restructuring of a loan or advance by the Company on terms that the Company would not consider otherwise;
- it is probable that the borrower will enter bankruptcy or other financial reorganisation; or
- the disappearance of an active market for a security because of financial difficulties.

The Company measures loss allowances at an amount equal to lifetime expected credit losses, except for the following, which are measured as 12 month expected credit losses:

- debt securities that are determined to have low credit risk at the reporting date; and
- other debt securities and bank balances for which credit risk (i.e. the risk of default occurring over the expected life of the financial instrument) has not increased significantly since initial recognition.

Loss allowances for trade receivables are always measured at an amount equal to lifetime expected credit losses. Lifetime expected credit losses are the expected credit losses that result from all possible default events over the expected life of a financial instrument.

Measurement and presentation of allowances for expected credit losses

Expected credit losses are a probability-weighted estimate of credit losses. Credit losses are measured as the present value of all cash shortfalls (i.e. the difference between the cash flows due to the Company in accordance with the contract and the cash flows that the Company expects to receive). Loss allowances for financial assets measured at amortised cost are deducted from the gross carrying amount of the assets. For debt securities at FVOCI, the loss allowance is charged to statement of profit and loss and is recognised in OCI.

Write-off

The gross carrying amount of a financial asset is written off (either partially or in full) to the extent that there is no realistic prospect of recovery. This is generally the case when the Company determines that the debtor does not have assets or sources of income that could generate sufficient cash flows to repay the amounts subject to the write-off. However, financial assets that are written off could still be subject to enforcement activities in order to comply with the Company's procedures for recovery of amounts due.

XIV. Cash and cash equivalents

For the purpose of presentation in the statement of cash flows, cash and cash equivalents includes cash on hand, deposits held at call with financial institutions, other short-term, highly liquid investments with original maturities of three months or less that are readily convertible to known amounts of cash and which are subject to an insignificant risk of changes in value, and bank overdrafts. Bank overdrafts are shown within borrowings in current liabilities in the balance sheet.

XV. Inventories

Inventories are stated at the lower of cost and net realisable value. Cost of inventories are determined on weighted average basis. Cost of inventory includes cost of purchase and other costs incurred in bringing the inventories to their present location and condition. Net realisable value represents the estimated selling price for inventories less all estimated costs of completion and costs necessary to make the sale. Unserviceable / damaged stores and spares are identified and written down based on management evaluation.

XVI. Segment reporting

Operating segments are those components of the business whose operating results are regularly reviewed by the chief operating decision making body in the Company to make decisions for performance assessment and resource allocation.

The reporting of segment information is the same as provided to the management for the purpose of the performance assessment and resource allocation to the segments.

XVII. Exceptional items:

An item of income or expense which by its size, type or incidence requires disclosure in order to improve an understanding of the performance of the Company is treated as an exceptional item and the same is disclosed in the notes to accounts.

Mytrah Vayu (Indravati) Private Limited
Notes to the financial statements for the year ended 31 March 2024 (continued)

All amount in Rs. Million, unless otherwise specified.

| Particulars | 2.01 A. - Property, plant and equipment as at and for year ended 31 March 2023 | | | | | | | ROU- Total | |
|---|--|------------------|-------------------------|-------------|---------------------------|--------------------------|--------------------------------|---------------|---------------|
| | Office equipment | Freehold Land | Plant and equipments | Computers | Leasehold Improvements | Total tangible assets | ROU- Plant and machinery | | ROU- Land |
| Gross carrying amount as at 1 April 2022 | 0.72 | 235.42 | 3,341.67 | 0.19 | 0.26 | 3,578.26 | 521.99 | 67.76 | 589.75 |
| Additions / Transfer in (refer note (i) below) | - | - | 7,198.44 | - | - | 7,198.44 | - | - | - |
| Disposals | - | - | - | - | - | - | - | - | - |
| Gross carrying amount as at 31 March 2023 | 0.72 | 235.42 | 10,540.11 | 0.19 | 0.26 | 10,776.70 | 521.99 | 67.76 | 589.75 |
| Accumulated depreciation up to 1 April 2022 | 0.42 | - | 1,222.15 | 0.19 | 0.26 | 1,223.02 | 93.15 | 12.24 | 105.39 |
| Additions / Transfer in (refer note (i) below) | - | - | 2,543.62 | - | - | 2,543.62 | - | - | - |
| Disposals | - | - | - | - | - | - | - | - | - |
| Depreciation charge for the year | - | - | 271.08 | - | - | 271.08 | 31.05 | 4.08 | 35.13 |
| Accumulated depreciation up to 31 March 2023 | 0.42 | - | 4,036.85 | 0.19 | 0.26 | 4,037.72 | 124.20 | 16.32 | 140.52 |
| Net carrying amount as at 31 March 2023 | 0.30 | 235.42 | 6,503.26 | - | - | 6,738.98 | 397.79 | 51.44 | 449.23 |

Mytrah Vayu (Indravati) Private Limited

Notes to the financial statements for the year ended 31 March 2024 (continued)

2.01 A. - Property, plant and equipment as at and for year ended 31 March 2024

All amount in Rs. Million, unless otherwise specified

| Particulars | Office equipment | Freehold Land | Plant and equipments | Computers | Leasehold Improvements | Total tangible assets | ROU - Plant and machinery | ROU - Land | ROU - Total |
|--|------------------|---------------|----------------------|-----------|------------------------|-----------------------|---------------------------|------------|-------------|
| Gross carrying amount as at 1 April 2023 | 0.72 | 235.42 | 10,540.11 | 0.19 | 0.26 | 10,776.70 | 521.99 | 67.76 | 589.75 |
| Additions | - | - | 2.27 | - | - | 2.27 | - | - | - |
| Gross carrying amount as at 31 March 2024 | 0.72 | 235.42 | 10,542.38 | 0.19 | 0.26 | 10,778.97 | 521.99 | 67.76 | 589.75 |
| Accumulated depreciation up to 1 April 2023 | 0.42 | - | 4,036.85 | 0.19 | 0.26 | 4,037.72 | 124.20 | 16.32 | 140.52 |
| Depreciation charge for the year | - | - | 262.92 | - | - | 262.92 | 31.02 | 4.08 | 35.10 |
| Accumulated depreciation up to 31 March 2024 | 0.42 | - | 4,299.77 | 0.19 | 0.26 | 4,300.64 | 155.22 | 20.40 | 175.62 |
| Net carrying amount as at 31 March 2024 | 0.30 | 235.42 | 6,242.61 | - | - | 6,478.33 | 366.77 | 47.36 | 414.13 |

i) During the previous year, effective 1 April 2022, the Company had reviewed the estimated economic useful lives of its Project Assets, based on the combination of evaluation conducted by an independent consultants and management estimate. Until 31 March 2022, these Project Assets were classified as 'Intangibles - Service Concession Arrangements'. The Review of useful life resulted in a review of classification as Service Concession Arrangements. Consequent to the change in the estimated useful life, the basic premise for classification as Service Concession Arrangements, in terms of Appendix D of Ind AS 115 - Revenue Recognition, is no longer satisfied. The Company had therefore during the previous year discontinued the classification as Service Concession Arrangements effective 1 April 2022 and reclassified the Project Assets as 'Tangibles - Property, Plant & Equipment' at fair value, based on its evaluation and expert opinion obtained from an independent consultant.

ii) For security details refer note 2.14 (i)

iii) Of the above Freehold Land, title deeds to the lands amounting to Rs. 0.98 million in the name of the Company is currently not traceable.

Mytrah Vayu (Indravati) Private Limited
Notes to the financial statements for the year ended 31 March 2024 (continued)

| 2.01 - B - Intangible assets as on and for the year ended 31 March 2023 | | <i>All amount in Rs. Million, unless otherwise specified</i> | | |
|--|-----------------------------|--|--------------------------------|--|
| Particulars | Application Software | Intangibles under Service Concession Arrangements | Total intangible assets | |
| Gross carrying amount as at 1 April 2022 | 0.33 | 7,198.44 | 7,198.77 | |
| Additions / Transfer in | - | - | - | |
| Disposals / Transfer out | - | (7,198.44) | (7,198.44) | |
| Gross carrying amount as at 31 March 2023 | 0.33 | - | 0.33 | |
| Accumulated amortisation up to 1 April 2022 | 0.24 | 2,543.62 | 2,543.86 | |
| As at 1 April 2017 | - | - | - | |
| Disposals / Transfer out | - | (2,543.62) | (2,543.62) | |
| Amortisation charge for the year | 0.08 | - | 0.08 | |
| Accumulated amortisation up to 31 March 2023 | 0.32 | - | 0.32 | |
| Net carrying amount as at 31 March 2023 | 0.01 | - | 0.01 | |
| 2.01 B. - Intangible assets as at and for year ended 31 March 2024 | | | | |
| <i>All amount in Rs. Million, unless otherwise specified</i> | | | | |
| Particulars | Application Software | Intangibles under Service Concession Arrangements | Total | |
| Gross carrying amount as at 1 April 2023 | 0.33 | - | 0.33 | |
| Additions | - | - | - | |
| Gross carrying amount as at 31 March 2024 | 0.33 | - | 0.33 | |
| Accumulated amortisation up to 1 April 2023 | 0.32 | - | 0.32 | |
| Amortisation charge for the year | - | - | - | |
| Accumulated depreciation up to 31 March 2024 | 0.32 | - | 0.32 | |
| Net carrying amount as at 31 March 2024 | 0.01 | - | 0.01 | |

Mytrah Vayu (Indravati) Private Limited
Notes to the financial statements for the year ended 31 March 2024 (continued)
2.01 C. - Capital Work in progress as at and for year ended 31 March 2023

| Particulars | 31 March 2023 |
|---|---------------|
| Gross carrying amount | - |
| As at 1 April 2022 | - |
| Additions | - |
| Capitalisation | - |
| Gross carrying amount as at 31 March 2023 | - |
| 2.01 C. - Capital Work in progress as at and for year ended 31 March 2024 | |
| Particulars | 31 March 2024 |
| Gross carrying amount | - |
| As at 1 April 2023 | 14.22 |
| Additions | (2.28) |
| Capitalisation | 11.93 |
| Gross carrying amount as at 31 March 2024 | 11.93 |

(a) Ageing schedule

31 March 2024

| Particulars | Amount in | | | | Total |
|--------------------------------|------------------|-----------|----------|-------------------|-------|
| | Less than 1 year | 1-2 years | 2-3years | More than 3 years | |
| Projects in progress | 11.93 | - | - | - | 11.93 |
| Projects temporarily suspended | - | - | - | - | - |
| Total | 11.93 | - | - | - | 11.93 |

31 March 2023

| Particulars | Amount in | | | | Total |
|--------------------------------|------------------|-----------|----------|-------------------|-------|
| | Less than 1 year | 1-2 years | 2-3years | More than 3 years | |
| Projects in progress | - | - | - | - | - |
| Projects temporarily suspended | - | - | - | - | - |
| Total | - | - | - | - | - |

Mytrah Vayu (Indravati) Private Limited
Notes to the financial statements for the year ended 31 March 2024 (continued)

All amount in Rs Million, unless otherwise specified

| | As at 31 March 2024 | As at 31 March 2023 |
|---|----------------------------|-----------------------------|
| 2.02 Financial Assets - Non-current investments | | |
| Unquoted investments | | |
| Investment in compulsorily convertible debentures (CCDs) | 769.90 | 769.90 |
| 1,53,97,938(31 March 2023: 1,53,97,938) Fully paid up unlisted, unrated, secured, compulsorily convertible debentures (CCDs) each of Rs 50 held in Mytrah Vayu Sabarmati Private Limited | | |
| | 769.90 | 769.90 |
| Aggregate market value of the unquoted investments | 769.90 | 769.90 |
| Aggregate provision for diminution in the value of investments | | |
| The Company has received 1,53,97,938(31 March 2023: 1,53,97,938) Compulsorily Convertible Debentures ("CCDs") at Rs 50 each held in Mytrah Vayu (Sabarmati) Private Limited | | |
| The above said CCDs are entitled to a simple interest upto 0 10% per annum. The CCDs are compulsorily convertible into equity shares within 24 years from the date of allotment of such CCDs or at any earlier date as mutually agreed between the parties. | | |
| During the year, the terms of the aforesaid Compulsorily Convertible Debentures (CCDs) have been amended whereby the CCDs would be converted into a fixed number of equity shares. Further, with effect from April 1, 2023, the interest rate on the said CCDs has been increased from various Interest coupon rates ranging from 0 01% p a to 0 10% p a. | | |
| Considering the terms of the aforesaid amendment and the fact that both the issuer and the holder (i.e. the Company) of the said CCDs are controlled by the same Ultimate Parent (i.e. JSW Energy Limited), the Company is of the view that the substance of the transaction comprises an equity contribution to the issuer, effectively via the Ultimate Parent. Accordingly, the Company has measured the said CCDs at cost as at March 31, 2024. | | |
| 2.03 Other non-current financial assets | | |
| <i>Unsecured and considered good</i> | | |
| Security Deposits | 2.04 | 2.04 |
| Balances in deposits accounts with banks (due to mature after 12 months from the reporting date) | - | 4.73 |
| | 2.04 | 6.77 |
| 2.04 Financial assets - Trade receivables (refer note 2.40) | | |
| <i>Unsecured, considered good</i> | | |
| Unsecured, Which have significant increase in credit risk | 167.29 | 959.00 |
| Total | 1,199.00 | 1,169.02 |
| Less: Loss allowance from doubtful receivables | 1,366.29 | 2,128.02 |
| | 1,199.00 | 1,169.02 |
| Movement in loss allowance for doubtful receivables | | |
| Opening loss allowance | 1,169.02 | - |
| Additional loss allowance during the year | 65.99 | 1,169.02 |
| Loss allowance reversed during the year | 36.01 | - |
| Closing loss allowance | 1,199.00 | 1,169.02 |
| 2.05 Financial assets - Cash and cash equivalents | | |
| <i>Unsecured and considered good</i> | | |
| Balances with banks | | |
| - in current accounts | 195.71 | 361.49 |
| - in deposit accounts with original maturity of 3 months or less | 10.89 | 10.00 |
| | 206.60 | 371.49 |
| 2.06 Financial assets - Bank balances other than cash and cash equivalents | | |
| <i>Unsecured and considered good</i> | | |
| Balances with banks to the extent held as security against the term borrowings | 260.00 | - |
| | 260.00 | - |
| 2.07 Loans | | |
| <i>Unsecured and considered good</i> | | |
| Loans to related party repayable on demand (refer note 2.34)* | 0.35 | 0.02 |
| | 0.35 | 0.02 |
| Details of loans repayable on demand | | |
| | As at 31 March 2024 | As at 31 March 2023 |
| Type of borrower | Loan outstanding | % of the total loans |
| - on account of Loans to related parties | 0.35 | 100.00% |
| | 0.35 | 100.00% |
| | 0.02 | 100.00% |
| | 0.02 | 100.00% |
| *For align with the Parent Company's financial reporting, the above Loans have been reclassified during the current year to Financial assets - loans from other current assets. | | |
| 2.08 Unbilled Revenue | | |
| <i>Unsecured and considered good</i> | | |
| Unbilled Revenue | 166.98 | 103.48 |
| | 166.98 | 103.48 |
| 2.09 Other current financial assets | | |
| <i>Unsecured and considered good</i> | | |
| Interest accrued but not due | 0.09 | 0.65 |
| Interest accrued but not due on Compulsorily convertible debentures (refer note 2.34) | 0.76 | 0.07 |
| | 0.85 | 0.72 |
| 2.10 Other current assets | | |
| <i>Unsecured and considered good</i> | | |
| Prepayments | 4.61 | 7.94 |
| Advance to suppliers | 6.64 | 6.82 |
| | 11.25 | 14.76 |

Mytrah Vayu (Indravati) Private Limited
Notes to the financial statements for the year ended 31 March 2024 (continued)

All amount in Rs.Million, unless otherwise specified

| | As at 31 March 2024 | As at 31 March 2023 |
|---|------------------------|------------------------|
| 2.11 Equity share capital | | |
| Authorised capital | | |
| 30,000,000 (31 March 2023 : 30,000,000) equity shares of Rs 10 each | 300.00 | 300.00 |
| | 300.00 | 300.00 |
| Issued, subscribed and fully paid-up capital | | |
| 29,080,000 (31 March 2023 : 29,080,000) equity shares of Rs 10 each | 290.80 | 290.80 |
| | 290.80 | 290.80 |

Notes:

i. Rights, preferences and restrictions attached to equity shares

The Company has only one class of equity shares having a par value of Rs 10 per share. Each holder of equity share is entitled to one vote per share. In the event of liquidation of the Company the holders of equity shares will be entitled to receive remaining assets of the company after distribution of all preferential amounts. The distribution will be in proportion to the number of equity shares held by the shareholders.

ii. Reconciliation of the number of shares and amount outstanding at the beginning and at the end of the year:

| Particulars | As at 31 March 2024 | | As at 31 March 2023 | |
|--|---------------------|----------------------|---------------------|----------------------|
| | Number of shares | Amount in Rs Million | Number of shares | Amount in Rs Million |
| Equity shares | | | | |
| Shares outstanding at the beginning of the year | 2,90,80,000 | 290.80 | 2,90,80,000 | 290.80 |
| Issue of shares during the year | - | - | - | - |
| Shares outstanding at the end of the year | 2,90,80,000 | 290.80 | 2,90,80,000 | 290.80 |

iii. Details of shares held by each shareholder exceeding 5%:

| Particulars | As at 31 March 2024 | | As at 31 March 2023 | |
|--|---------------------|-----------|---------------------|-----------|
| | Number of shares | % Holding | Number of shares | % Holding |
| Equity shares | | | | |
| JSW Neo Energy Limited* w.e.f 06 April 2023 | 2,90,80,000 | 290.80 | 2,90,80,000 | 290.80 |
| Mytrah Energy (India) Private Limited* up to 06 April 2023 | - | - | - | - |

* includes 6 equity shares held by Group Companies as nominee shareholders

iv. Details of shares held by the Holding Company:

| Particulars | As at 31 March 2024 | | As at 31 March 2023 | |
|--|---------------------|----------------------|---------------------|----------------------|
| | Number of shares | Amount in Rs Million | Number of shares | Amount in Rs Million |
| Equity shares | | | | |
| JSW Neo Energy Limited* w.e.f 06 April 2023 | 2,90,80,000 | 290.80 | - | - |
| Mytrah Energy (India) Private Limited* up to 06 April 2023 | - | - | 2,90,80,000 | 290.80 |

* includes 6 equity shares held by Group Companies (31 March 2023: 10 equity shares held by directors of holding company) as nominee shareholders

v. Details of shareholding of promoters

Shares held by promoters as on 31 March 2024

| Promoter Name | Number of shares | % of Total Shares | % Change during the year |
|---|--------------------|-------------------|--------------------------|
| JSW Neo Energy Limited* w.e.f 06 April 2023 | 2,90,80,000 | 100.00% | 100.00% |
| Total | 2,90,80,000 | 100.00% | 100.00% |

* includes 6 equity shares held by Group Companies (31 March 2023: 10 equity shares held by directors of holding company) as nominee shareholders

Shares held by promoters as on 31 March 2023

| Promoter Name | Number of shares | % of Total Shares | % Change during the year |
|---------------------------------------|--------------------|-------------------|--------------------------|
| Mytrah Energy (India) Private Limited | 2,90,80,000 | 100.00% | 0% |
| Total | 2,90,80,000 | 100.00% | 0.00% |

* includes 10 equity shares held by directors of Holding Companies as nominee shareholders

Mytrah Vayu (Indravai) Private Limited
Notes to the financial statements for the year ended 31 March 2024 (continued)

All amount in Rs.Million, unless otherwise specified

| | As at 31 March 2024 | As at 31 March 2023 |
|---|------------------------|------------------------|
| 2.12 Other equity | | |
| Equity component of Optionally convertible debentures | 257.66 | 259.28 |
| Retained earnings | (2,681.23) | (2,863.52) |
| Securities premium account | 1,161.20 | 1,161.20 |
| Equity component of other financial instruments | 1,610.58 | 277.71 |
| Remeasurements of the net defined benefit (assets) / liabilities | 3.87 | 3.74 |
| Total | 352.08 | (1,161.59) |
| i. Retained earnings | | |
| Balance at the beginning of the year | (2,863.52) | (1,701.63) |
| Add: Profit / (Loss) for the year | 182.29 | (1,161.89) |
| Balance at the end of the year | (2,681.23) | (2,863.52) |
| ii. Securities premium account | | |
| Balance at the beginning of the year | 1,161.20 | 1,161.20 |
| Add: Premium on issue of equity shares | - | - |
| Balance at the end of the year | 1,161.20 | 1,161.20 |
| iii. Equity component of other financial instruments | | |
| Balance at the beginning of the year | 277.71 | 277.71 |
| Add: Equity component of other financial instrument (refer note 2.13(ii)) | 1,332.87 | - |
| Balance at the end of the year | 1,610.58 | 277.71 |
| iv. Reserves representing unrealised gains/losses | | |
| a. Remeasurements of the net defined benefit plans | | |
| Actuarial valuation reserve comprises the cumulative net gains / losses on actuarial valuation of post-employment obligations | 3.74 | 3.77 |
| Balance at the beginning of the year | 0.13 | (0.03) |
| Remeasurement of net defined benefit plans | 3.87 | 3.74 |
| Balance at the end of the year | 3.87 | 3.74 |
| v. Equity component of Optionally convertible debenture | | |
| Balance at the beginning of the year | 259.28 | - |
| Less: charged to finance cost during the year | 1.62 | 259.28 |
| Balance at the end of the year | 257.66 | 259.28 |
| Total other equity | 352.08 | (1,161.59) |

Mytrah Vayu (Indravati) Private Limited
Notes to the financial statements for the year ended 31 March 2024 (continued)

All amount in Rs.Million, unless otherwise specified

| | As at 31 March 2024 | As at 31 March 2023 |
|---|------------------------|------------------------|
| 2.13 Financial liabilities - Long term borrowings | | |
| Secured | | |
| i Term loans | | |
| - from banks & financial institutions (refer (i) below) | 7,680.50 | 8,146.69 |
| Unsecured | | |
| ii Compulsorily convertible debentures (CCDs) (refer note 2.34) | - | 1,332.87 |
| iii Optionally convertible debentures (OCDs) (refer note 2.34) | 58.86 | 50.72 |
| | 7,739.36 | 9,530.28 |
| Less Unamortised borrowing cost | 539.56 | 585.34 |
| | 7,199.80 | 8,944.94 |

Financials Liabilities- Long Term Borrowings

(i) Term loans from Power Finance Corporation

The interest rate for term loans from banks range from 8.35% p.a. with repayments to be made in 213 monthly unequal installments ranging from 11.50 Mn to 42.60 Mn

(ii) Term loans from Yes Bank

The interest rate for term loans from banks range from 8.35% p.a. with repayments to be made in 213 monthly unequal installments ranging from 3.70 Mn to 23.30 Mn

All due balances outstanding as on 31 March 2023 has been repaid / settled with the previous Lenders vide a refinancing of term loans arrangement with its present senior Lender i.e. PFC Limited

The said loans are secured by

(i) Details of terms in respect of term loans:

- a. A first *Pari passu* charge by way of mortgage (equitable/registered/sub-lease rights) of all the immovable fixed assets of the Borrower pertaining to Project (present and future) including but not limited to land and building for the Project (perfected);
- b. A first *Pari passu* charge by way of hypothecation of all the movable fixed assets of the Borrower pertaining to Project (present and future) including but not limited to plant and machinery, machinery spares, tools and accessories for the Project (perfected);
- c. A first *Pari passu* charge by way of hypothecation on all current assets of the Borrower pertaining to the Project (present and future) including but not limited to Project book debts, operating cash flows, receivables, commissions, revenues of whatsoever nature and wherever arising, intangible and goodwill (perfected);
- d. Charge/Assignment by way of hypothecation of all the rights, title, interest, benefits, claims and demands whatsoever of the Borrower pertaining to the Project (present and future) in (a) Project Agreements (including but not limited to EPC Contracts, PPA, insurance contracts, agreements with Surlon group) as amended, varied or supplemented from time to time; (b) the Clearances, subject to Applicable Law and (c) any letter of credit, guarantee, performance bond, corporate guarantee, bank guarantee provided by any party to the Project Agreements pertaining to Project including the right to receive any Liquidated Damages (perfected);
- e. A first *Pari passu* charge by way of hypothecation on all the Project's bank accounts (present and future) including but not limited to the Escrow Account (Escrow) opened with Lender's Escrow Agent, where all cash inflows from the Project shall be deposited and all proceeds shall be utilized in a manner and priority to be decided by the Lender(s) (perfected);
- f. A first charge on *pari-passu* basis on all intangibles by way of hypothecation of Borrower, pertaining to the Project including but not limited goodwill, rights, undertakings and uncalled capital, present and future (perfected)
- g. Pledge of at least 75% of Equity Shares and CCDs issued by the Borrower Company, subject to section 19(2) of BR act
- h. A first charge on Debt Service Reserve Account (DSRA) for one quarter of principal & interest payment

(ii) Compulsorily Convertible Debentures (CCDs)

The Company issued 27,800,000 Compulsorily Convertible Debentures ("CCDs") at Rs 50.

During the year, the terms of the aforesaid Compulsorily Convertible Debentures (CCDs) have been amended whereby the CCDs as on March 31, 2023 would be converted into a fixed number of equity shares. Further, with effect from April 1, 2023, the interest rate on the said CCDs has been reduced from 11.50% p.a., to 0.10% p.a., payable only post the approval of the leading lender i.e. PFC.

Considering the terms of the aforesaid amendment and the fact that both the issuer (i.e. the Company) and the holder of the said CCDs are controlled by the same Ultimate Parent (i.e. JSW Energy Limited), the Company is of the view that the substance of the transaction comprises an equity contribution to the Company, effectively via the Ultimate Parent.

(iii) Optionally convertible debentures issued to JSW Neo Energy Limited (Parent Company)

i. The Company has issued 310 Unsecured Optionally convertible debentures of face value of Rs. 10,00,000 each to the debenture holder i.e. JSW Neo Energy Limited (Parent Company).

ii. OCDs shall have a tenor of 19 years and 1 month and any unredeemed portion shall convert in to Equity Shares at face value upon expiry of the tenor, at the option of the debenture holders

iii. OCDs shall carry a coupon rate of 0.01% p.a.

iv. Conversion - The OCDs shall be converted into such number of fully paid Equity Shares of Rs. 10 each at the end of the tenor

Mytrah Vayu (Indravati) Private Limited
Notes to the financial statements for the year ended 31 March 2024 (continued)

All amount in Rs.Million, unless otherwise specified

| | As at 31 March 2024 | As at 31 March 2023 |
|---|------------------------|------------------------|
| 2.14 Employee benefit obligations - Non-current | | |
| - Gratuity (refer note 2.33) | 0.75 | 1.39 |
| - Compensated absences | 0.43 | 0.20 |
| | <u>1.18</u> | <u>1.59</u> |
| 2.15 Financial liabilities - Short term borrowings | | |
| Secured | | |
| Cash credit from banks (refer (i) below) | 221.24 | 770.20 |
| Current maturities of long-term borrowings (refer (ii) below) | 480.00 | 723.81 |
| Unsecured | | |
| Loans from related party (refer note 2.34)* | 133.87 | 494.40 |
| | <u>835.11</u> | <u>1,988.41</u> |
| Less: Unamortised borrowing cost | 48.77 | 48.77 |
| | <u>786.34</u> | <u>1,939.64</u> |
| (i) Details of terms in respect of Cash credit from banks: | | |
| The company has taken a cash credit facility for less than one year and carries an interest rate from 8% to 10%. The same is secured by: | | |
| a. A first Pari passu charge by way of hypothecation of all the movable fixed assets of the Borrower pertaining to Project (present and future) including but not limited to plant and machinery, machinery spares, tools and accessories for the Project (perfected); | | |
| b. A first Pari passu charge by way of hypothecation on all current assets of the Borrower pertaining to the Project (present and future) including but not limited to Project book debts, operating cash flows, receivables, commissions, revenues of whatsoever nature and wherever arising, intangible and goodwill (perfected); | | |
| c. Charge/Assignment by way of hypothecation of all the rights, title, interest, benefits, claims and demands whatsoever of the Borrower pertaining to the Project (present and future) | | |
| d. A first Pari passu charge by way of hypothecation on all the Project's bank accounts (present and future) including but not limited to the Escrow Account (Escrow) opened with Lender's Escrow Agent, where all cash inflows from the Project shall be deposited and all proceeds shall be utilized in a manner and priority to be decided by the Lender(s) (perfected); | | |
| e. A first pari-passu charge on all intangibles by way of hypothecation of Borrower, pertaining to the Project including but not limited goodwill, rights, undertakings and uncalled capital, present and future (perfected) | | |
| The Company has been sanctioned working capital loan from banks on the basis of security of current assets and has been duly submitting the quarterly statements in this regard as per the terms of the sanction. The said quarterly statements are in agreement with the books of account of the Company of the respective quarters during the year at the point of time of reporting. | | |
| (ii) Details of terms in respect of Current maturities of long-term borrowings: | | |
| Refer the terms and security details in Note 2.13 | | |
| * For aligning with the Parent Company's financial reporting, the above Loans have been reclassified during the current year to Financial liabilities - Short term borrowings from other current financial liabilities. | | |
| 2.16 Financial Liability - Trade payables (refer note 2.41) | | |
| - Total outstanding dues of micro enterprises and small enterprises (refer note 2.31) | 83.01 | 187.19 |
| - Total outstanding dues of creditors other than micro enterprises and small enterprises | - | - |
| | <u>83.01</u> | <u>187.19</u> |
| 2.17 Other current financial liabilities | | |
| Interest accrued on Compulsorily convertible debentures (refer note 2.34) | 3.22 | 1.97 |
| Interest accrued but not due on borrowings | - | 20.26 |
| Payable for capital supplies/services | 11.93 | - |
| Payable to related party (refer note 2.34) | 509.40 | - |
| | <u>524.55</u> | <u>22.23</u> |
| 2.18 Employee benefit obligations - Current | | |
| - Gratuity (refer note 2.33) | 0.02 | 0.18 |
| - Compensated absences | 0.39 | 0.03 |
| | <u>0.41</u> | <u>0.21</u> |
| 2.19 Other current liabilities | | |
| Statutory liabilities | 0.77 | 0.60 |
| | <u>0.77</u> | <u>0.60</u> |
| 2.20 Deferred tax asset / (liabilities) | | |
| Deferred tax assets/ (liabilities), net recognised in the balance sheet comprises the following: | | |
| Deferred tax assets: | | |
| - Timing difference on unabsorbed depreciation | 1,084.17 | 1,015.42 |
| - Other timing differences | 302.16 | 294.67 |
| Deferred tax liabilities: | | |
| - Fair valuation of investments and property, plant and equipment | - | - |
| - Excess depreciation allowable under income-tax law over depreciation recognised in the financial statements | (642.73) | (505.15) |
| Deferred tax asset, net | <u>743.61</u> | <u>804.94</u> |
| 2.21 Income tax assets (Net) | | |
| Advance tax | 5.68 | 6.31 |
| | <u>5.68</u> | <u>6.31</u> |

Mytrah Vayu (Indravati) Private Limited
Notes to the financial statements for the year ended 31 March 2024 (continued)

All amount in Rs.Million, unless otherwise specified

| | Year ended 31 March 2024 | Year ended 31 March 2023 |
|---|-----------------------------|-----------------------------|
| 2.22 Revenue from operations | | |
| Sale of electricity | 1,402.53 | 1,309.25 |
| Generation based incentive | 148.02 | 136.35 |
| | 1,550.55 | 1,445.60 |
| Less: Revenue from deviation settlement mechanism (DSM) | (1.72) | (6.81) |
| | 1,548.83 | 1,438.79 |
| For contract assets refer note 2.08- Unbilled receivable. For trade receivable refer note 2.04 Contract liability is nil For credit risk refer note 2.39C | | |
| 2.23 Employee benefits expense | | |
| Salaries including bonus | 13.41 | 14.64 |
| Contribution to provident fund (refer note 2.33) | 1.00 | 0.68 |
| Staff welfare expenses | 0.25 | - |
| | 14.66 | 15.32 |
| 2.24 Other expenses | | |
| Rates and taxes | 1.22 | 0.02 |
| Insurance | 17.40 | 15.33 |
| Travelling and conveyance | 1.50 | 0.56 |
| Communication | - | 0.07 |
| Repairs and maintenance | | |
| - Machinery | 238.28 | 228.48 |
| Professional and consultancy charges | 1.55 | 5.77 |
| Auditor's remuneration (refer note 2.30) | 1.73 | 1.32 |
| Provision for doubtful debts (refer note 2.04)* | 65.99 | 1,169.02 |
| Foreign exchange loss, net | - | 0.01 |
| Directors sitting fees | - | 0.18 |
| Miscellaneous expenses | 0.31 | - |
| | 327.98 | 1,420.77 |
| *Based on reconciliation and settlement carried out at group level, certain balances of third party amounting to Rs. 65.99 million that are no longer recoverable have been written off during the year | | |
| 2.25 Finance costs | | |
| Interest on loans | 650.68 | 1,216.23 |
| Interest on other financial liabilities | 35.54 | 40.64 |
| Interest on optionally convertible debentures (refer note 2.34) | 6.53 | - |
| Interest on compulsorily convertible debentures (refer note 2.34) | 1.39 | 2.19 |
| Other borrowing costs | 71.12 | - |
| | 765.26 | 1,259.06 |
| 2.26 Other income | | |
| Interest from banks deposits | 18.97 | 1.02 |
| Interest income on Inter-corporate deposit (refer note 2.34) | - | 0.08 |
| Interest on compulsorily convertible debentures (refer note 2.34) | 0.77 | - |
| Delayed payment charges | 36.97 | - |
| Provision no longer required written back* | 44.04 | 0.04 |
| Miscellaneous income | - | 0.11 |
| | 100.75 | 1.25 |
| * Based on reconciliation and settlement carried out at group level, certain balances of third party amounting to Rs. 20.26 million that are no longer payable have been written back during the year | | |
| 2.27 Tax expense | | |
| Earlier year taxes | 0.04 | (77.87) |
| Deferred tax | 61.33 | (321.64) |
| | 61.37 | (399.51) |
| 2.28 Other comprehensive income | | |
| Remeasurement of defined benefit liability/ (assets) | 0.13 | (0.03) |
| | 0.13 | (0.03) |

Mytrah Vayu (Indravati) Private Limited
Notes to the financial statements for the year ended 31 March 2024 (continued)

| 2.29 Pending litigation | Amount in Rs Million | |
|---|------------------------|------------------------|
| | As at 31 March 2024 | As at 31 March 2023 |
| a Indirect tax matters under appeal (amounts deposited under protest Rs 6.48 Million) | 25.94 | 25.94 |
| b Entry tax - paid under protest | 6.48 | 6.48 |
| c Direct tax matters under appeal | 2.23 | 2.23 |

| 2.30 Auditors' remuneration | Amount in Rs Million | |
|-----------------------------|-----------------------------|-----------------------------|
| | Year ended 31 March 2024 | Year ended 31 March 2023 |
| Particulars | | |
| Statutory audit fees | 1.14 | 0.94 |
| Tax audit fees | 0.59 | 0.14 |
| Other services | - | 0.24 |
| Total | 1.73 | 1.32 |

2.31 Details of dues to Micro, small and medium enterprises as defined under the MSMED Act, 2006

The Management has identified enterprises which have provided goods and services to the Company and which qualify under the definition of micro and small enterprises, as defined under Micro, Small and Medium Enterprises Development Act, 2006. Accordingly, the disclosure in respect of the amounts payable to such enterprises as at 31 March 2024 has been made in the financial statements based on information received and available with the Company. Further in the view of the management, the impact of interest, if any, that may be payable in accordance with the provisions of the Act is not expected to be material. The Company has not received any claim for interest from any supplier under the said Act.

| Particulars | Amount in Rs Million | |
|---|-----------------------------|-----------------------------|
| | Year ended 31 March 2024 | Year ended 31 March 2023 |
| a) The principal amount and the interest due thereon remaining unpaid to any supplier as at the end of each accounting period; | Nil | Nil |
| b) The amount of interest paid by the Company along with the amounts of the payment made to the supplier beyond the appointed day during the period; | Nil | Nil |
| c) The amount of interest due and payable for the period of delay in making payment (which have been paid but beyond the appointed day during the period) but without adding the interest specified under this Act; | Nil | Nil |
| d) The amount of interest accrued and remaining unpaid at the end of the period; | Nil | Nil |
| e) The amount of further interest remaining due and payable even in the succeeding periods, until such date when the interest dues as above are actually paid to the small enterprise for the purpose of disallowance as a deductible expenditure under the MSMED Act, 2006 | Nil | Nil |

2.32 Corporate social responsibility (CSR)

Section 135 of the Companies Act 2013 and the Rules made thereunder prescribe that every company having a net worth of Rs 500 crore or more, or turnover of Rs 1,000 crore or more or a net profit of Rs 5 crore or more during immediate preceding financial year shall ensure that the Company spends in every financial year, at least 2% of the average net profits made during the three immediately preceding financial years, in pursuance of its Corporate Social Responsibility (CSR) policy.

The provision of CSR are not applicable to the Company considering the aforesaid thresholds.

2.33 Defined contribution and benefit plans

i) Defined contribution plans - Provident fund:

Contribution towards employee provident fund, which is a defined contribution plan for the year aggregated to Rs 1.00 Million (31 March 2023 - Rs 0.68 Million)

ii) Defined benefit plan - Gratuity:

Every employee is entitled to a benefit equivalent to fifteen days salary last drawn for each completed year of service in line with the Payment of Gratuity Act, 1972. The same is payable at the time of separation from the Company or retirement, whichever is earlier.

The following table sets out the defined benefit plan - as per actuarial valuation:

| Particulars | Amount in Rs Million | |
|---|------------------------|------------------------|
| | As at 31 March 2024 | As at 31 March 2023 |
| Change in benefit obligation | | |
| Projected benefit obligation at the beginning of the year | 1.57 | 1.30 |
| Current service cost | 0.23 | 0.17 |
| Interest cost | 0.12 | 0.07 |
| Benefits paid | (1.01) | - |
| Actuarial (gain) / loss on obligation | (0.13) | 0.03 |
| Defined benefit obligation at the end of the year | 0.78 | 1.57 |
| Amount recognised in the balance sheet | | |
| Defined benefit obligation at the end of the year | 0.78 | 1.57 |
| Liability recognised in the balance sheet | 0.78 | 1.57 |
| Breakup of liability | | |
| Current | 0.02 | 0.18 |
| Non-current | 0.76 | 1.39 |
| | 0.78 | 1.57 |

Amount for the year ended 31 March 2024 and 31 March 2023 recognised in the statement of profit and loss under employee benefit expense:

| Particulars | Amount in Rs Million | |
|--|-----------------------------|-----------------------------|
| | Year ended 31 March 2024 | Year ended 31 March 2023 |
| Expense recognised in the statement of profit and loss: | | |
| Current service cost | 0.23 | 0.17 |
| Interest cost | 0.12 | 0.07 |
| Net cost recognised in the statement of profit and loss | 0.35 | 0.24 |

Mytrah Vayu (Indravati) Private Limited
Notes to the financial statements for the year ended 31 March 2024 (continued)

Amount for the year ended 31 March 2024 and 31 March 2023 recognised in the statement of other comprehensive income:

| Particulars | Amount in Rs Million | |
|--|-----------------------------|-----------------------------|
| | Year ended 31 March 2024 | Year ended 31 March 2023 |
| Actuarial (gain) / loss arising from: | | |
| -change in financial assumptions | - | (0.07) |
| -experience variance (i.e. Actual experience vs assumptions) | (0.13) | 0.10 |
| Net cost recognised in the statement of profit and loss | (0.13) | 0.03 |
| Summary of actuarial assumptions: | | |
| Discount rate per annum | 7.21% | 7.35% |
| Salary escalation rate per annum | 10.00% | 10.00% |
| Rate of Employee Turnover | 6.00% | 12.00% |
| Mortality table | IALM(2012-14) (urban) | IALM(2012-14) |

| Details | Amount in Rs Million | |
|--|------------------------|------------------------|
| | As at 31 March 2024 | As at 31 March 2023 |
| Discount rate | | |
| Discount rate as at year end | 7.21% | 7.35% |
| Effect on Defined Benefit Obligation (DBO) due to 1% increase in discount rate | (0.09) | 1.47 |
| Effect on DBO due to 1% decrease in discount rate | 0.10 | 1.69 |
| Salary escalation rate | | |
| Salary escalation rate as at year end | 10.00% | 10.00% |
| Effect on DBO due to 1% increase in salary escalation rate | 0.07 | 1.65 |
| Effect on DBO due to 1% decrease in salary escalation rate | (0.07) | 1.50 |
| Rate of Employee Turnover | | |
| Employee turnover rate as at year end | 6.00% | 12.00% |
| Effect on DBO due to 1% increase in Employee turnover rate | (0.02) | 1.53 |
| Effect on DBO due to 1% decrease in Employee turnover rate | 0.02 | 1.67 |

Method used for sensitivity analysis: The sensitivity results above determine their individual impact on the Plan's end of year Defined Benefit Obligation. In reality, the Plan is subject to multiple external experience items which may move the Defined Benefit Obligation in similar or opposite directions, while the Plan's sensitivity to such changes can vary over time.

| Details | Amount in Rs Million | |
|---|------------------------|------------------------|
| | As at 31 March 2024 | As at 31 March 2023 |
| Maturity profile of defined benefit obligation | | |
| Within 1 year | 0.02 | 0.18 |
| 2-5 years | 0.14 | 0.69 |
| 6-10 years | 0.35 | 0.74 |
| More than 10 years | 1.77 | 1.33 |

2.34 Related party disclosures

i) Names of related parties and nature of relationship:

| | |
|---------------------------|---|
| Parent Company | JSW Neo Energy Limited (JSW Neo) (w.e.f 06 April 2023) Mytrah Energy (India) Private Limited ('MEIPL') (up to 06 April 2023) |
| Holding of parent company | Bindu Vayu (Mauritius) Limited ('BVML') (up to 06 April 2023) |
| Ultimate parent Company | JSW Energy Limited (JSWEL) (w.e.f 06 April 2023) Mytrah Energy Limited ('MEL') (up to 06 April 2023) |
| Fellow Subsidiary | Bindu Vayu Urja Private Limited (BVUPL) Mytrah Aadhya Power Private Limited (MAADPPL) Mytrah Aakash Power Private Limited (MAAKPPL) Mytrah Abhinav Power Private Limited (MABHPPL) Mytrah Adarsh Power Private Limited (MADAPPL) Mytrah Advait Power Private Limited (MADVPPPL) Mytrah Agriya Power Private Limited (MAGRPL) Mytrah Ainesh Power Private Limited (MAINPPL) Mytrah Akshaya Energy Private Limited (MAKESPL) Mytrah Tejas Power Private Limited (MTPPL) Mytrah Vayu (Adyar) Private Limited (MVADPL) Mytrah Vayu Bhavani Private Limited (MVBVPL) Mytrah Vayu (Chitravati) Private Limited (MVCPL) Mytrah Vayu Godavari Private Private Limited (MVGOPPL) Mytrah Vayu (Hemavati) Private Limited (MVHPL) Mytrah Vayu (Kaveri) Private Limited (MVKAPL) Mytrah Vayu Krishna Private Limited (MVKPL) Mytrah Vayu (Maansi) Private Limited (MVMAPL) Mytrah Vayu (Manjira) Private Limited (MVMPL) Mytrah Vayu (Palar) Private Limited (MVPLPL) Mytrah Vayu (Pennar) Private Limited (MVPPL) Mytrah Vayu (Parbati) Private Limited (MVPRLPL) Mytrah Vayu (Sabarmati) Private Limited (MVSBPPL) Mytrah Vayu Sharavati Private Limited (MVSHPPL) Mytrah Vayu (Som) Private Limited (MVSPL) Mytrah Vayu Tungbhadra Private Limited (MVTPL) Mytrah Vayu (Tapti) Private Limited (MVTPLPL) Mytrah Vayu Urja Private Limited (MVUPL) Nidhi Wind Farms Private Limited (NWF) |
| Key Managerial Personnel | Vineet Valentine Davis - Director Amit Kumar - Director Shashi Johnson - Director Rajshree Lahoti - Chief Financial Officer Rakesh Punamiya - Company Secretary |

Mytrah Vayu (Indravati) Private Limited
Notes to the financial statements for the year ended 31 March 2024 (continued)

| | | <i>Amount in Rs Million</i> | |
|--|----------------------|-----------------------------|---------------|
| ii) Related party transactions during the year: | | Year ended | Year ended |
| Particulars | Relationship | 31 March 2024 | 31 March 2023 |
| Reimbursement to | | | |
| Bindu Vayu Urja Private Limited (BVUPL) | Fellow Subsidiaries | 0.22 | - |
| JSW Neo Energy Limited(JSW Neo) | Holding Company | 15.00 | - |
| Mytrah Vayu (Sabarmati) Private Limited (MVSBPPL) | Fellow Subsidiaries | 0.27 | - |
| Mytrah Vayu (Som) Private Limited (MVSPL) | Fellow Subsidiaries | 0.10 | - |
| Mytrah Vayu (Pennar) Private Limited (MVPPPL) | Fellow Subsidiaries | 0.15 | - |
| Mytrah Vayu Krishna Private Limited (MVKPL) | Fellow Subsidiaries | 0.08 | - |
| Mytrah Vayu (Manjira) Private Limited (MVMPL) | Fellow Subsidiaries | 0.33 | - |
| Mytrah Vayu Urja Private Limited (MVUPL) | Fellow Subsidiaries | 0.40 | - |
| Mytrah Vayu Godavari Private Private Limited (MVGOPPL) | Fellow Subsidiaries | 0.18 | - |
| Mytrah Aadhya Power Private Limited (MAADPPL) | Fellow Subsidiaries | 0.05 | - |
| Mytrah Abhinav Power Private Limited (MABHPPL) | Fellow Subsidiaries | 0.57 | - |
| Reimbursement from | | | |
| JSW Neo Energy Limited(JSW Neo) | Holding Company | 0.01 | - |
| Mytrah Vayu (Som) Private Limited (MVSPL) | Fellow Subsidiaries | 0.16 | - |
| Mytrah Vayu Godavari Private Private Limited (MVGOPPL) | Fellow Subsidiaries | ★ | - |
| Mytrah Abhinav Power Private Limited (MABHPPL) | Fellow Subsidiaries | 0.85 | - |
| JSW Advaith Power Private Limited (JSWADVPPL) | Fellow Subsidiaries | ★ | - |
| Mytrah Vayu Tunghabhadra Private Limited (MVTPL) | Fellow Subsidiaries | 0.02 | - |
| Director sitting fee | | | |
| Mr Kasa Surya Prakash | Director sitting fee | 0.25 | - |
| Long term borrowings -Compulsorily convertible debentures (CCDs) (At amorised cost) | | | |
| JSW Neo Energy Limited(JSW Neo) | Holding Company | 1,390.00 | - |
| Investment in compulsorily convertible debentures(at Amortised cost) | | | |
| Mytrah Vayu (Sabarmati) Private Limited (MVSBPPL) | Fellow Subsidiaries | - | 769.90 |
| Equity component of Optionally convertible debentures | | | |
| JSW Neo Energy Limited(JSW Neo) | Holding Company | 310.00 | - |
| Equity share capital incl Share premium | | | |
| JSW Neo Energy Limited(JSW Neo) | Holding Company | 1,452.00 | - |
| Interest accrued on OCD | | | |
| JSW Neo Energy Limited(JSW Neo) | Fellow Subsidiaries | 6.53 | - |
| Loan taken(repaid) | | | |
| JSW Neo Energy Limited(JSW Neo) | Fellow Subsidiaries | 132.21 | - |
| Interest accrued on CCD | | | |
| JSW Neo Energy Limited(JSW Neo) | Fellow Subsidiaries | 1.39 | - |
| Interest receivable on CCD | | | |
| Mytrah Vayu (Sabarmati) Private Limited (MVSBPPL) | Fellow Subsidiaries | 0.77 | - |
| ii) Related party transactions during the year(continue) | | | |
| Security & collateral provided to / (released) | | | |
| JSW Neo Energy Limited(JSW Neo) | Fellow Subsidiaries | 8,160.50 | - |
| Other amount repaid | | | |
| Mytrah Vayu (Bhima) Private Limited ('MVBPL') (up to 06 April 2023) | Fellow Subsidiaries | - | 0.68 |
| Deep discount bonds including fair value adjustments | | | |
| Mytrah Energy (India) Private Limited ('MEIPL') | Holding Company | - | (769.90) |
| Inter corporate deposit received | | | |
| Mytrah Energy (India) Private Limited ('MEIPL') | Holding Company | - | (47.92) |
| Interest on ICD & CCD's, net | | | |
| Mytrah Energy (India) Private Limited ('MEIPL') | Holding Company | - | (443.42) |

Note: Interest on Compulsorily convertible debentures (CCDs) amounting to Rs 220.58 mn prior to April 1, 2023 is no longer payable and hence reclassified to Other equity

Mytrah Vayu (Indravati) Private Limited
Notes to the financial statements for the year ended 31 March 2024 (continued)

iii) Related party balances at the end of the year:

| Particulars | Relationship | Amount in Rs.Million | |
|--|---------------------|------------------------|------------------------|
| | | As at 31 March 2024 | As at 31 March 2023 |
| Issue of Equity shares including security premium | | | |
| JSW Neo Energy Limited(JSW Neo) | Holding Company | 1,452.00 | * |
| Mytrah Energy (India) Private Limited ('MEIPL') (up to 06 April 2023) | Holding Company | - | 1,452.00 |
| Long term borrowings -Compulsorily convertible debentures (CCDs) (At amorised cost) | | | |
| JSW Neo Energy Limited(JSW Neo) | Holding Company | 1,390.00 | * |
| Mytrah Energy (India) Private Limited ('MEIPL') (up to 06 April 2023) | Holding Company | - | 1,390.00 |
| Equity component of Optionally convertible debentures | | | |
| JSW Neo Energy Limited(JSW Neo) | Holding Company | 310.00 | * |
| Loan taken(repaid) | | | |
| JSW Neo Energy Limited(JSW Neo) | Holding Company | 132.21 | * |
| Other Payables | | | |
| JSW Neo Energy Limited(JSW Neo) | Holding Company | 509.40 | 494.40 |
| Interest payable on CCD | | | |
| JSW Neo Energy Limited(JSW Neo) | Holding Company | 3.22 | 1.97 |
| Interest receivable on CCD | | | |
| Mytrah Vayu (Sabarmati) Private Limited (MYSBPL) | Fellow Subsidiaries | 0.76 | 0.07 |
| Investment in compulsorily convertible debentures (CCDs) | | | |
| Mytrah Vayu (Sabarmati) Private Limited (MYSBPL) | Fellow Subsidiaries | 769.90 | 769.90 |
| Loans and advances to related parties | | | |
| Mytrah Vayu Urja Private Limited (MVUPL) | Fellow Subsidiaries | - | 0.02 |
| Mytrah Vayu (Som) Private Limited (MVSPL) | Fellow Subsidiaries | 0.05 | * |
| Mytrah Abhinav Power Private Limited (MABHPPL) | Fellow Subsidiaries | 0.28 | * |
| Mytrah Vayu Tunghabhadra Private Limited (MVTPL) | Fellow Subsidiaries | 0.02 | * |
| JSW Advaith Power Private Limited (JSWADVPPL) | Fellow Subsidiaries | * | * |
| Mytrah Vayu Godavari Private Limited (MVGOPPL) | Fellow Subsidiaries | - | * |
| JSW Renew Energy Limited | Others | 0.01 | * |
| Loans and advances from related parties | | | |
| Bindu Vayu Urja Private Limited (BVUPL) | Fellow Subsidiaries | 0.22 | * |
| Mytrah Aadhya Power Private Limited (MAADPPL) | Fellow Subsidiaries | 0.05 | * |
| Mytrah Vayu (Pennar) Private Limited (MVPPL) | Fellow Subsidiaries | 0.15 | * |
| Mytrah Vayu (Sabarmati) Private Limited (MYSBPL) | Fellow Subsidiaries | 0.27 | * |
| Mytrah Vayu Godavari Private Private Limited (MVGOPPL) | Fellow Subsidiaries | 0.18 | * |
| Mytrah Vayu Krishna Private Limited (MVKPL) | Fellow Subsidiaries | 0.08 | * |
| Mytrah Vayu (Manjira) Private Limited (MVMPL) | Fellow Subsidiaries | 0.33 | * |
| Mytrah Vayu Urja Private Limited (MVUPL) | Fellow Subsidiaries | 0.38 | * |
| Security & collateral provided by / (released) | | | |
| JSW Neo Energy Limited(JSW Neo) | Holding Company | 8,160.50 | * |

*less than ₹ 5000

2.35

| Particulars | Amount in Rs.Million | |
|---|-----------------------------|-----------------------------|
| | Year ended 31 March 2024 | Year ended 31 March 2023 |
| Lease payments made under operating leases aggregating have been recognised as an expense in the statement of profit and loss under the head "rent" (includes lease rent) | NA | NA |

Mytrah Vayu (Indravati) Private Limited
Notes to the financial statements for the year ended 31 March 2024 (continued)

2.36 Earnings per share (EPS)

The computation of earnings per share is set out below:

| Particulars | Amount in Rs. Million | |
|--|-----------------------------|-----------------------------|
| | Year ended 31 March 2024 | Year ended 31 March 2023 |
| <i>Earnings (Amount in Rs. Million):</i> | | |
| Loss as per statement of profit and loss | 182.29 | (1,161.89) |
| Add: Fair value adjustments towards compulsorily convertible debentures | 119.62 | 118.29 |
| Net Loss for the year considered for calculation of diluted earnings per share | 301.91 | (1,043.60) |
| <i>Shares:</i> | | |
| Number of shares at the beginning of the year | 2,90,80,000 | 2,90,80,000 |
| Total number of equity shares outstanding at the end of the year | 2,90,80,000 | 2,90,80,000 |
| Weighted average number of equity shares outstanding during the year - Basic and diluted | 2,90,80,000 | 2,90,80,000 |
| Add: Weighted average number of compulsory convertible debentures | 2,78,00,000 | 2,78,00,000 |
| Weighted average number of potential equity shares outstanding during the year – Diluted | 5,68,80,000 | 5,68,80,000 |
| <i>Earnings per share in Rs. – face value of Rs. 10 per share</i> | | |
| -Diluted | 6.27 | (39.95) |
| -Basic | 6.27 | (39.95) |

As at 31 March 2024 and 31 March 2023, the outstanding potential equity shares had an anti-dilutive effect on EPS. Hence, basic earnings per share equals diluted earnings per share.

2.37 Capital management

The Company manages its capital to ensure that it will be able to continue as a going concern while maximising the return to stakeholders through its optimisation of the debt and equity balance.

The capital structure of the Company consists of net debt, which includes the borrowings disclosed in note 2.13 and 2.15 after deducting cash and bank balances, equity attributable to owners of the Company comprising issued capital and reserves and retained earnings as disclosed in notes below.

The Company's risk management committee reviews the capital structure on a semi-annual basis. As part of this review, the committee considers the cost of capital and the risks associated with each class of capital.

The gearing ratio at the year-end is as follows:

| Particulars | Amount in Rs. Million | |
|---|------------------------|------------------------|
| | As at 31 March 2024 | As at 31 March 2023 |
| Debt (note 2.13 and 2.15) | 7,986.14 | 10,884.58 |
| Cash and bank balances (note 2.05 and 2.06) | (466.63) | (371.49) |
| Net debt (a) | 7,519.54 | 10,513.09 |
| Equity (note 2.11 and 2.12) | 642.88 | (870.79) |
| Net debt and equity (b) | 8,162.42 | 9,642.30 |
| Net debt/ (net debt+equity) ratio | 92% | 109% |

Debt is defined as long and short-term borrowings. Equity includes all capital and reserves of the Company that are managed as capital.

Details of the material accounting policies and methods adopted (including the criteria for recognition, the basis of measurement and the basis for recognition of income and expenses) for each class of financial asset, financial liability and equity instrument.

The Company's objective when managing capital is to safeguard the Company's ability to continue as a going concern in order to provide returns for shareholders and benefits for stakeholders. The Company also proposes to maintain an optimal capital structure to reduce the cost of capital. Hence, the Company may adjust any dividend payments, return capital to shareholders or issue of new shares. Total capital is the equity as shown in the statement of financial position. Currently, the Company primarily monitors its capital structure in terms of evaluating the funding of wind farm. Management is continuously evolving strategies to optimise the returns and reduce the risks. It includes plans to optimise the financial leverage of the Company.

2.38 Income taxes:

Income tax recognised in profit or loss

| Particulars | Amount in Rs. Million | |
|-------------------------------------|-----------------------------|-----------------------------|
| | Year ended 31 March 2024 | Year ended 31 March 2023 |
| <i>Current tax</i> | | |
| In respect of the current year, net | - | - |
| <i>Deferred tax</i> | | |
| Earlier year taxes | 0.04 | (78) |
| In respect of the current year | 61.33 | (321.64) |
| | 61.37 | (399.51) |

Reconciliation of income tax expense for the year to the accounting profit is as follows:

| Particulars | Amount in Rs. Million | |
|---|-----------------------------|-----------------------------|
| | Year ended 31 March 2024 | Year ended 31 March 2023 |
| Loss before tax from continuing operations | 243.66 | (1,561.40) |
| Enacted rates in India (%) | 25.17% | 26.00% |
| Computed expected tax (income) / expense | 61.32 | (405.96) |
| Other adjustments | 0.05 | 6.45 |
| Income tax expense recognised in profit or loss | 61.37 | (399.51) |

Mytrah Vayu (Indravati) Private Limited
Notes to the financial statements for the year ended 31 March 2024 (continued)

2.39 Financial instruments – Fair values and risk management

Ind AS 113 Fair Value Measurement requires entities to disclose measurement of fair values, for both financial and non-financial assets and liabilities. Fair values are categorised into different levels in a fair value hierarchy based on the inputs used in the valuation techniques as follows:

Level 1: Quoted prices (unadjusted) in active markets for identical assets or liabilities

Level 2: Inputs other than quoted prices included in Level 1 that are observable for the asset or liability, either directly (i.e. as prices) or indirectly (i.e. derived from prices)

Level 3: Inputs for the asset or liability that is not based on observable market data (unobservable inputs)

Accounting classifications and fair value

The following table shows the carrying amounts and fair values of financial assets and financial liabilities, including their levels in the fair value hierarchy

| Particulars | Carrying amount | | | Total | Fair value | | |
|---|---|--|--|-----------------|------------|---------|---------|
| | Designated at fair value through profit or loss | Other financial asset - amortised cost | Other financial liabilities - amortised cost | | Level 1 | Level 2 | Level 3 |
| | | | | | | | |
| As at 31 March 2024 | | | | | | | |
| Financial assets | | | | | | | |
| Non-current investments (note 2.02) | - | 769 90 | - | 769 90 | - | - | - |
| Other Non- Current financial assets (note 2.03) | - | 2 04 | - | 2 04 | - | - | - |
| Trade receivables (note 2.04) | - | 167 29 | - | 167 29 | - | - | - |
| Contract assets (note 2.08) | - | 166 98 | - | 166 98 | - | - | - |
| Cash and bank balances (note 2.05 and 2.06) | - | 466 60 | - | 466 60 | - | - | - |
| Other current financial assets (note 2.09) | - | 0 85 | - | 0 85 | - | - | - |
| | - | 1,573.66 | - | 1,573.66 | - | - | - |
| Financial liabilities | | | | | | | |
| Compulsorily Convertible debentures (note 2.13) | - | - | - | - | - | - | - |
| Optionally Convertible debentures (note 2.13) | 58 86 | - | - | 58 86 | - | 58 86 | - |
| Borrowings (note 2.13 and 2.15) | - | - | 7,927 28 | 7,927 28 | - | - | - |
| Trade payables (note 2.16) | - | - | 83 01 | 83 01 | - | - | - |
| Other current financial liabilities (note 2.17) | - | - | 524 55 | 524 55 | - | - | - |
| | 58.86 | - | 8,534.84 | 8,593.70 | - | - | - |

| Particulars | Carrying amount | | | Total | Fair value | | |
|---|---|--|--|------------------|------------|---------|---------|
| | Designated at fair value through profit or loss | Other financial asset - amortised cost | Other financial liabilities - amortised cost | | Level 1 | Level 2 | Level 3 |
| | | | | | | | |
| As at 31 March 2023 | | | | | | | |
| Financial assets | | | | | | | |
| Non-current investments (note 2.02) | - | 769 90 | - | 769 90 | - | - | - |
| Other Non- Current financial assets (note 2.03) | - | 6 77 | - | 6 77 | - | - | - |
| Trade receivables (note 2.04) | - | 959 00 | - | 959 00 | - | - | - |
| Contract assets (note 2.08) | - | 103 48 | - | 103 48 | - | - | - |
| Cash and bank balances (note 2.05 and 2.06) | - | 371 49 | - | 371 49 | - | - | - |
| Other current financial assets (note 2.09) | - | 0 72 | - | 0 72 | - | - | - |
| | - | 2,211.36 | - | 2,211.36 | - | - | - |
| Financial liabilities | | | | | | | |
| Compulsorily Convertible debentures (note 2.13) | 1,332 87 | - | - | 1,332 87 | - | - | - |
| Optionally Convertible debentures (note 2.13) | 50 72 | - | - | 50 72 | - | - | - |
| Borrowings (note 2.13 and 2.15) | - | - | 9,500 99 | 9,500 99 | - | - | - |
| Trade payables (note 2.16) | - | - | 187 19 | 187 19 | - | - | - |
| Other current financial liabilities (note 2.17) | - | - | 22 23 | 22 23 | - | - | - |
| | 1,383.59 | - | 9,710.41 | 11,094.00 | - | - | - |

Financial risk management:

The Company's activities expose it to a variety of financial risks, including market risk, credit risk and liquidity risk. The Company's primary risk management focus is to minimise potential adverse effects of market risk on its financial performance. The Company's risk management assessment and policies and processes are established to identify and analyse the risks faced by the Company, to set appropriate risk limits and controls, and to monitor such risks and compliance with the same. Risk assessment and management policies and processes are reviewed regularly to reflect changes in market conditions and the Company's activities. The Board of Directors are responsible for overseeing the Company's risk assessment and management policies and processes.

Mytrah Vayu (Indravati) Private Limited
Notes to the financial statements for the year ended 31 March 2024 (continued)

2.39 Financial instruments – Fair values and risk management (continued)

A. Market Risk

(i) Currency risk

Foreign currency risk is the risk that the fair value or future cash flows of a financial instrument will fluctuate because of changes in foreign exchange rate. The Company's presentation currency is the Indian Rupees. The Company's exposure to foreign currency arises in part when the Company holds financial assets and liabilities denominated in a currency different from the functional currency of the entity. As there are no payables or receivables denominated in foreign currency and hence the Company has no currency risk.

(ii) Interest rate risk

Interest rate risk is the risk that the value of financial instruments will fluctuate due to changes in market interest rates. The Company is exposed to interest rate risk on its cash and bank balances. Cash and bank balances expose the Company to cash flow interest rate risk. However, the Company does not carry any fixed interest bearing financial liabilities that are designated at fair value through profit or loss. Hence, the Company is not exposed to the fair value risk on such derivative financial instruments.

Interest rate risk management

The primary goal of the Company's investment strategy is to ensure risk free returns are earned on surplus funds. Market price risk arises from cash and bank balances held by the Company. The Company monitors its investment portfolio based on market expectations and creditworthiness. Material investments within the portfolio are managed on an individual basis.

The Company's exposure to interest rates on financial instruments is detailed below:

| Particulars | Amount in Rs. Million | |
|--|------------------------|------------------------|
| | As at 31 March 2024 | As at 31 March 2023 |
| Financial assets | | |
| Cash and bank balances (note 2.05 and 2.06) | 466.00 | 371.49 |
| Total interest rate dependent financial assets | 466.00 | 371.49 |
| Financial liabilities | | |
| Borrowings (note 2.13 and 2.15) | 7,986.14 | 9,500.99 |
| Total interest rate dependent financial liabilities | 7,986.14 | 9,500.99 |

The amounts included above for interest rate dependent financial assets are fixed interest bearing financial assets. If the interest rate on INR denominated borrowings had been increased or decreased by 100 basis points, with all other variables held constant, post tax income for the year ended 31 March 2024 would have been increased/ decreased by Rs. 87.44 million (31 March 2023: Rs. 94.11 million).

As at March 31, 2024, the Company has below fixed & floating rate borrowings:

| Particulars | Gross Balance | Unamortised Cost | Net Balance |
|-----------------------------|-----------------|------------------|-----------------|
| a. Fixed rate Borrowings | 58.86 | - | 58.86 |
| b. Floating rate Borrowings | 8,381.74 | 588.33 | 7,793.41 |
| c. Total | 8,440.60 | 588.33 | 7,852.27 |

(iii) Price risk

The Company is exposed to mutual funds price (Net Asset Value – 'NAV') risk because of investments in debt-based mutual fund units held by the Company and classified on the statement of financial position as available-for-sale financial assets. The Company is not exposed to any commodity price risk. In order to manage its price risk arising from investment in mutual fund units, the Company diversifies its portfolio, in accordance with the limits set by the Company risk management policies.

As the Company invests in mutual fund units which in turn invest in short-term (in the range 30-90 days) equity instruments with low yield and hence carry a very minimal mark-to-market risk. Moreover, the accruals earned by the said units are distributed on a daily basis, which mainly represents the dividend accruals rather than the fair value movements. Hence, any reasonable movement in interest yields are not expected to have any impact on the NAV of the said units.

B. Liquidity risk

The following table details the Company's remaining contractual maturity for its financial liabilities with agreed repayment periods. The tables have been drawn up based on the undiscounted cash flows of financial liabilities based on the earliest date on which the Company can be required to pay as at 31 March 2024 and 31 March 2023.

| As at 31 March 2024: | Amount in Rs. Million | | | |
|---|-----------------------|-----------------|-----------------|------------------|
| | < 1 year | 1-5 years | > 5 years | Total |
| Non-derivative financial liabilities: | | | | |
| Borrowings (note 2.13 and 2.15) | 786.34 | 1,665.19 | 5,534.61 | 7,986.14 |
| Trade payables (note 2.16) | 83.01 | - | - | 83.01 |
| Other current financial liabilities (note 2.17) | 524.55 | - | - | 524.55 |
| Total financial liabilities | 1,393.90 | 1,665.19 | 5,534.61 | 8,593.70 |
| As at 31 March 2023: | Amount in Rs. Million | | | |
| | < 1 year | 1-5 years | > 5 years | Total |
| Non-derivative financial liabilities: | | | | |
| Borrowings (note 2.13 and 2.15) | 1,939.64 | 1,944.66 | 7,000.28 | 10,884.58 |
| Trade payables (note 2.16) | 187.19 | - | - | 187.19 |
| Other current financial liabilities (note 2.17) | 22.23 | - | - | 22.23 |
| Total financial liabilities | 2,149.06 | 1,944.66 | 7,000.28 | 11,094.00 |

C. Credit risk

Credit risk is the risk that counterparty will not meet its obligations under a financial instrument or customer contract, leading to a financial loss. The Company's credit risk arises from accounts receivable balances on the sale of electricity. The entities had entered into power purchase agreements with transmission / distribution companies incorporated by the Indian State Governments and captive customers. The Company is therefore committed to sell power to these customers and any potential risk of default is on Government parties. The Company is paid monthly by the transmission companies for the electricity it supplies. The Company assesses the credit quality of the purchaser based on its financial position and other information.

Financial assets that potentially expose the Company to credit risk consist principally of cash and bank balances, which are held with institutions with a minimum credit rating of AA. The fair value of financial assets represents the maximum credit exposure.

Mytrah Vayu (Indravati) Private Limited
Notes to the financial statements for the year ended 31 March 2024 (continued)

2.40 Financial assets - Trade receivables and unbilled revenue ageing: Amount in Rs Million

| Particulars | Undisputed | | | Disputed | | | Total |
|---|---------------------|-----------------|--|-----------------|-----------------|--|-----------------|
| | As on 31 March 2024 | Considered Good | Which have significant increase in credit risk | Credit impaired | Considered Good | Which have significant increase in credit risk | |
| Unbilled | | 166.98 | - | - | - | - | 166.98 |
| Not due | | 34.38 | - | - | - | - | 34.38 |
| Less than 6 months | | 117.37 | - | - | - | - | 117.37 |
| 6 months to 1 year | | - | - | - | - | - | - |
| 1 year to 2 years | | 15.53 | - | - | - | - | 15.53 |
| 2 years to 3 years | | - | 500.68 | - | - | - | 500.68 |
| More than 3 years | | - | 698.32 | - | - | - | 698.32 |
| Total | | 334.27 | 1,199.00 | - | - | - | 1,533.27 |
| Less: Loss allowance for doubtful receivables | | - | - | - | - | - | (1,199.00) |
| Net Trade receivables | | | | | | | 334.27 |

| Particulars | Undisputed | | | Disputed | | | Total |
|---|---------------------|-----------------|--|-----------------|-----------------|--|-----------------|
| | As on 31 March 2023 | Considered Good | Which have significant increase in credit risk | Credit impaired | Considered Good | Which have significant increase in credit risk | |
| Unbilled | | 103.48 | - | - | - | - | 103.48 |
| Not due | | 114.20 | - | - | - | - | 114.20 |
| Less than 6 months | | 187.97 | - | - | - | - | 187.97 |
| 6 months to 1 year | | 395.34 | - | - | - | - | 395.34 |
| 1 year to 2 years | | 236.51 | 500.69 | - | - | - | 737.20 |
| 2 years to 3 years | | 24.98 | 175.98 | - | - | - | 200.96 |
| More than 3 years | | - | 492.35 | - | - | - | 492.35 |
| Total | | 1,062.48 | 1,169.02 | - | - | - | 2,231.50 |
| Less: Loss allowance for doubtful receivables | | - | - | - | - | - | (1,169.02) |
| Net Trade receivables | | | | | | | 1,062.48 |

2.41 Financial Liability - Trade payables ageing: Amount in Rs Million

| Particulars | Undisputed dues | | Disputed dues | | Total |
|--------------------|---------------------|----------|---------------|--------------|----------|
| | As on 31 March 2024 | MSME | Others | MSME | |
| Not due | | - | - | 80.96 | - |
| Less than 1 year | | - | - | 0.99 | - |
| 1 year to 2 years | | - | - | 1.06 | - |
| 2 years to 3 years | | - | - | - | - |
| More than 3 years | | - | - | - | - |
| Total | | - | - | 83.01 | - |

| Particulars | Undisputed dues | | Disputed dues | | Total |
|--------------------|---------------------|----------|---------------|---------------|----------|
| | As on 31 March 2023 | MSME | Others | MSME | |
| Not due | | - | - | 120.69 | - |
| Less than 1 year | | - | - | 63.79 | - |
| 1 year to 2 years | | - | - | 2.32 | - |
| 2 years to 3 years | | - | - | 0.35 | - |
| More than 3 years | | - | - | 0.04 | - |
| Total | | - | - | 187.19 | - |

Mytrah Vayu (Indravati) Private Limited
Notes to the financial statements for the year ended 31 March 2024 (continued)

2.42 Financial Ratios

| Particulars | Numerator | Denominator | As at 31 March 2024 | As at 31 March 2023 | Variance | Change in ratio in excess of 25% compared to previous year |
|------------------------------------|--|---|------------------------|------------------------|----------|--|
| 1 Current ratio | Current Assets | Current Liabilities | 0.58 | 0.67 | -13.43% | |
| 2 Debt-equity ratio | Total Borrowings (i.e. Non-current borrowings + Current borrowings) | Total Equity | 12.42 | (12.50) | +199.36% | Increase is on account of reclassifying the compulsory convertible debentures from borrowings to equity resulting into higher networth and reduction in total borrowings |
| 3 Debt service coverage ratio | Profit / (loss) before tax + Depreciation and amortisation expenses + interest on term loans and debenture | Interest on debentures + Interest on term loans + Scheduled principal repayments of term loans and debentures during the year | 0.83 | 0.40 | 107.50% | Increase is on account of profit during the year and decrease in finance cost |
| 4 Return on equity ratio | Net Profit/ (loss) after tax | Average total equity | (1.60) | 2.77 | -157.76% | Decrease is on account of profit during the year |
| 5 Inventory turnover ratio | Revenue from operations | Average Inventory | NA | NA | NA | NA |
| 6 Trade receivables turnover ratio | Revenue from operations | Average trade receivables | 2.75 | 0.74 | 271.62% | Increase is on account of decrease in average trade Receivables during |
| 7 Trade payables turnover ratio | Other expenses | Average Trade Payables | 2.43 | 10.14 | -76.04% | Decrease is on account of reduction in Other expenses during the year |
| 8 Net capital turnover ratio | Revenue from operations | Average working capital (i.e. Total current assets less Total current | (2.66) | (2.05) | 29.76% | Increase is on account of decrease in current liabilities |
| 9 Net profit / (loss) ratio | Net profit / (loss) for the year | Total Income | 0.11 | (0.81) | -113.58% | Increase on account of decrease in finance cost and other expenses |
| 10 Return on capital employed | Profit/(Loss) before tax and finance costs | Capital employed Net worth | 1.57 | 0.35 | 348.57% | Increase is on account of profit during the year |
| 11 Return on Investment | Profit generated on sale of investment | Cost of investment | NA | NA | NA | |

2.43 Other Statutory information

- (i) The Company does not have any Benami property, where any proceeding has been initiated or pending against the Company for holding any Benami property
- (ii) The Company does not have any charges or satisfaction which is yet to be registered with ROC beyond the statutory period
- (iii) The Company has not traded or invested in Crypto currency or Virtual Currency during the financial year
- (iv) a) To the best of our knowledge and belief, the Company has not advanced or loaned or invested (either from borrowed funds or share premium or any other sources or kind of funds) to or in any other person(s) or entity(ies), including foreign entities ('Intermediaries'), with the understanding, whether recorded in writing or otherwise, that the Intermediary shall, directly or indirectly lend or invest in other persons or entities identified in any manner whatsoever by or on behalf of the Company ('Ultimate Beneficiaries') or provide any guarantee, security or the like on behalf of the Ultimate Beneficiaries
- b) To the best of our knowledge and belief, no funds have been received by the Company from any person(s) or entity(ies), including foreign entities ("Funding Parties"), with the understanding, whether recorded in writing or otherwise, that the Company shall, directly or indirectly, lend or invest in other persons or entities identified in any manner whatsoever by or on behalf of the Funding Party ("Ultimate Beneficiaries") or provide any guarantee, security or the like to or on behalf of the Ultimate Beneficiaries
- (v) The Company is in compliance with the number of layers prescribed under clause (87) of section 2 of the Companies Act, 2013 read with the Companies (Restriction on number of Layers) Rules, 2017 (as amended)
- (vi) The Company has not any such transaction which is not recorded in the books of accounts that has been surrendered or disclosed as income during the year in the tax assessments under the Income Tax Act, 1961 (such as, search or survey or any other relevant provisions of the Income Tax Act, 1961)
- (vii) The Company has not been declared as wilful defaulter by any bank or financial institution or other lender
- (viii) The Company does not have any transactions with companies struck off under section 248 of the Companies Act, 2013 or section 560 of Companies Act, 1956
- (ix) The Company has used the borrowings proceeds from banks and financial institutions for the purpose for which it was taken

2.44 On 06 April, 2023, the Company was acquired by the JSW Neo Energy Limited (JSW Neo) from Mytrah Energy (India) Private Limited (MEIPL) through SPA Agreement dated 9 August 2022. Consequent to the acquisition, the balances receivable from and payable to MEIPL Group have been settled in terms of settlement agreement dated 27 March 2023, entered into by JSW Neo, the Company and MEIPL. Further, zero coupon compulsorily convertible deep discount bonds (DDBs) were redeemed in exchange for Compulsory Convertible Debentures (CCDs) in fellow subsidiaries, in terms of DDB Settlement and CCD Transfer Agreement dated 27 March 2023 (refer Note 2.02)


2.45 The Code on Social Security, 2020

The Code on Social Security 2020 ('Code') has been notified in the Official Gazette on September 29, 2020. The Code is not yet effective and related rules are yet to be notified. Impact if any of the change will be assessed and recognized in the period in which said Code becomes effective and the rules framed thereunder are notified.


2.46 Approval of Financial Statements


The Financial Statements have been approved by the Board of Directors in its meeting held on 6 May 2024.

For and on behalf of the Board of Directors of
Mytrah Vayu (Indravati) Private Limited
CIN: U40108 FG2012PT001624


Vincent Valentine Davis
Director
DIN: 06709239
Place: Hyderabad
Date: 6 May 2024


Amar Sharma
Director
DIN: 10119080
Place: Mumbai
Date: 6 May 2024


Rajshree Lahilli
Chief Financial Officer
Place: Hyderabad
Date: 6 May 2024


Rakesh Punamiya
Company Secretary
Membership No. A14661
Place: Mumbai
Date: 6 May 2024